

*Annual Report*  
*1999-2000 School Year*

**MAE NESBIT  
ELEMENTARY  
SCHOOL**

**Bill McClurg, *Principal***

**500 Biddulph Road  
Belmont, CA 94002-2796  
(650) 637-4860**

*Staff, Parents and Students*  
*Emphasizing Excellence*

Belmont-Redwood Shores Elementary School District  
November, 2000

---

**Belmont-Redwood Shores Elementary School District**  
**2960 Hallmark Drive,**  
**Belmont, CA 94002**  
**(650) 637-4800**

1999-2000 Governing Board

**Nancy Gisko, *President***  
**Catherine Bonnar, *Vice-President***  
**Karen Clancy**  
**Colleen You**  
**Sharon Thompson**

District Office

<b>Anne Campbell</b>	<i>Superintendent</i>
<b>Kay Pacheco</b>	<i>Associate Superintendent for Curriculum, Personnel, and Student Services</i>
<b>Jeff Keuscher</b>	<i>Director Business Services and Operations</i>
<b>John Eaves</b>	<i>Supervisor of Maintenance and Operations</i>

### **1999-2000 School Site Council**

*Principal*      Bill McClurg

*Staff*            Becky Bianchi, Teacher  
                      Sheila Bilich, Secretary  
                      Diane Earnhardt, Teacher  
                      Marey Richins, Teacher

*Parents*         Nancy Coe  
                      Tom Davidson  
                      Sue Rak  
                      Kathy Robertson  
                      Elaine Whittaker

## PREFACE

The Belmont-Redwood Shores School District Board of Trustees is proud to issue the **Annual Report for Nesbit School**. This report is designed to communicate to parents and the community the progress of our students and a description of the programs, activities, statistical and fiscal information for Nesbit School.

In 1998, the District developed a new Futures Plan that outlined a vision for the future of our schools. This Plan was developed through district-wide town hall meetings involving parents and staff. Our Futures Plan is based on our District's Vision statement.

## VISION STATEMENT

Education is more than a direction or a destination; it is a process which recognizes, enhances, and celebrates individual accomplishments.

Belmont-Redwood Shores School District, in the breadth of its curricula and variety of its approaches to facilitate learning, provides an environment which nurtures and stimulates the intelligence, insight, and natural curiosity of all individuals.

Our learning community promotes and advances the intellectual, physical, social, and moral development of students in becoming responsible, contributing citizens. Students learn to work and live together constructively by respecting, honoring, and appreciating the uniqueness in themselves and others.

As we strive to implement our vision to provide a challenging and comprehensive educational program for our students, the foundation of our program is the Belmont-Redwood Shores School District Mission Statement.

## MISSION STATEMENT

The mission of the Belmont-Redwood Shores School District is to promote and advance the intellectual, social, physical and moral development of all students to become responsible, contributing citizens by:

- teaching basic academic skills and their application
- setting high academic standards that inspire students to excel and succeed
- providing a challenging, comprehensive and integrated curriculum that enhances critical and creative thinking
- developing adaptability, cooperation, honesty, respect and responsibility
- creating a safe and nurturing environment
- building alliances that foster shared responsibility among home, school and community
- valuing each child as a capable and unique individual

Nancy Gisko, President  
1999-2000 Board of Trustees

Anne Campbell  
Superintendent

## TABLE OF CONTENTS

<b>PREFACE</b> .....	<b>3</b>
<b>VISION STATEMENT</b> .....	<b>3</b>
<b>MISSION STATEMENT</b> .....	<b>4</b>
<b>INTRODUCTION</b> .....	<b>7</b>
<b>I. SCHOOL PROFILE</b> .....	<b>8</b>
<b>Mission and Goals</b> .....	<b>8</b>
<b>The School Community</b> .....	<b>8</b>
<b>Student Profile</b> .....	<b>9</b>
<b>Staff Profile</b> .....	<b>10</b>
<b>II. INSTRUCTIONAL PROGRAM</b> .....	<b>11</b>
<b>The Learning Environment</b> .....	<b>11</b>
Attendance .....	11
<b>Instructional Staff</b> .....	<b>12</b>
School Site Leadership .....	12
Instructional Staff Qualifications .....	12
Student/Teacher Ratio .....	12
Professional Development .....	13
Evaluation of Staff .....	13
<b>Curriculum and Instruction</b> .....	<b>14</b>
Instructional Minutes .....	14
Course of Study .....	14
Instruction and Support for Special Needs .....	14
Classroom Textbooks and Materials .....	16
<b>III. SCHOOL OPERATIONS</b> .....	<b>17</b>
<b>Facilities</b> .....	<b>17</b>
<b>Safety</b> .....	<b>17</b>
<b>IV. SCHOOL AND STUDENT ACHIEVEMENT</b> .....	<b>18</b>
<b>Program Effectiveness</b> .....	<b>18</b>
<b>Student Achievement</b> .....	<b>19</b>

Standardized Tests .....	19
Developmental Assessment .....	19
Authentic Assessment .....	19
Performance Assessment .....	19
Progress Reports .....	20
<b>English Language Learners Program .....</b>	<b>21</b>
Student Performance .....	21
Program Effectiveness .....	21
<b>V. COMMUNITY AND FINANCIAL SUPPORT .....</b>	<b>22</b>
<b>Community Involvement .....</b>	<b>22</b>
<b>Financial Information .....</b>	<b>23</b>
Revenue Sources .....	23
Breakdown of Per Pupil Costs .....	23
Breakdown of Personnel and Other Costs .....	24
Salary Comparisons .....	24
<b>VI. PLANNING FOR THE FUTURE .....</b>	<b>26</b>
<b>Summary of Needs .....</b>	<b>26</b>
<b>Recommendations for Improvement .....</b>	<b>26</b>
<b>APPENDIX A. RESOURCES FOR PARENTS .....</b>	<b>27</b>
<b>APPENDIX B. EDUCATION ABBREVIATIONS .....</b>	<b>29</b>
<b>APPENDIX C. STAR REPORT SUMMARY CHARTS .....</b>	<b>30</b>
<b>APPENDIX D. CTB WRITING ASSESSMENT RESULTS ..</b>	<b>32</b>

## INTRODUCTION

California law requires that each school annually assess various school conditions, which have been organized into the following six categories:

- I. School Profile
- II. Instructional Program
- III. School Operations
- IV. School and Student Achievement
- V. Community and Financial Support
- VI. Planning for the Future

This Annual Report communicates the close cooperation between the home and school that is essential to promote the best learning environment for all children. The focus of the report is to provide you with information about our school, our resources, strengths and the areas in which we are continuing to develop.

We encourage you to read this Annual Report and share it with others. We sincerely hope this report makes you feel proud to have a student at this school. If you desire additional information, please feel free to visit or contact the school office.

Sincerely,

Bill McClurg, *Principal*

650/637-4860

[bmclclurg@belmont.k12.ca.us](mailto:bmclclurg@belmont.k12.ca.us)

# **I. SCHOOL PROFILE**

## **Mission and Goals**

Nesbit School's mission is to create educational opportunities with high standards in a nurturing, respectful environment and to develop the full potential of each student in our diverse community.

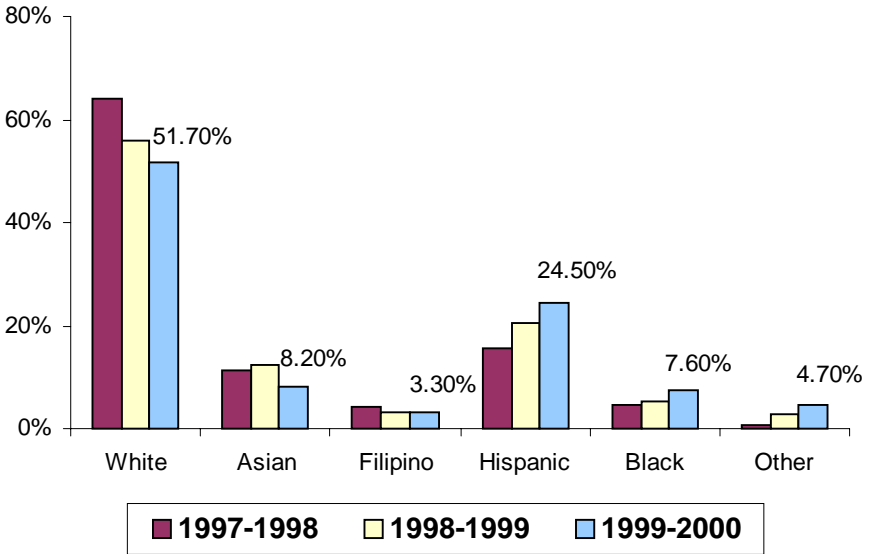
## **The School Community**

Nesbit School, located in the City of Belmont on the peninsula south of San Francisco, is one of five elementary schools in the Belmont-Redwood Shores School District. Students are promoted to the 6th grade at Ralston Middle School, the only middle school in the District.

The Nesbit School community consists of families for whom education is a priority. The school is the hub of the community for many of these parents. Families enthusiastically support the Parent Teacher Association, School Site Council and countless volunteer activities and projects. Pride in Nesbit's distinguished school recognition was reflected from all members of the school community.

## Student Profile

The total enrollment is 331 in 1999-2000; it was 372 students in 1998-1999 and 449 in 1997-1998. The number of male and female students is approximately equal. The following chart shows the ethnic make-up of the school:



The percent of students receiving special instruction is noted below:

	1997-1998	1998-1999	1999-2000
• Limited English Proficiency	5.5%	6.70%	5%
• Gifted & Talented	7%	2.2%	3%
• Special Education	16%	12.9%	16%

## Staff Profile

The regular school staff consists of seventeen K through 5th grade classroom teachers, one Special Day class teacher, one Resource Specialist Program teacher, two half-time Title I teachers, one school secretary, one library media specialist, five para educators who assist in classrooms, two custodians, and one principal. The support staff includes:

Band/String/Vocal/Music Teacher	2.5 days per week
English Language Learner (ELL) Assistant	2 half days per week
English Language Learner (ELL) Teacher	1.0 day per week
Family Counselor	1.0 day per week
Gifted and Talented Education (GATE) Teacher	0.5 days per week
Inclusion Teacher	2.0 days per week
Psychologist	1.5 days per week
Reading Teacher	February to June
School Nurse (District Nurse)	(on call)
Science Teacher (4th and 5th Grade)	2.5 days per week
Speech & Language Specialist	2.5 days per week

## II. INSTRUCTIONAL PROGRAM

### The Learning Environment

School procedures and rules are described in the school handbook that is distributed to parents each September and in Nesbit's Expectations of Behavior. Students participate in various activities designed to create motivation and offer recognition such as:

Book-It, Red Ribbon Week, Speech and Spelling contests, field trips, Outdoor Education, D.A.R.E., winter and spring concerts, an annual 5th grade musical, and the Presidential Academic Fitness awards.

Project Self Esteem is a program presented by teams of parent volunteers in grades K through 4, which helps teach students how to make appropriate choices and to treat themselves and others with respect.

### *Attendance*

Absences are checked daily by phoning parents the first day a child is absent. Unexcused absences are monitored to observe long range trends. Promptness is encouraged in our students: parents are notified when children have been tardy several times.

For several years our attendance rate has ranged between 95% and 96%. The rate for 1999-2000 was 95.4%; for 1998-1999, the rate was 95.3%; for 1997-1998, the rate was 95.1%.

Students who accompany parents on trips during the school year continue their school assignments through independent study plans provided by the teacher to minimize the disruption of instruction.

## **Instructional Staff**

### ***School Site Leadership***

Nesbit teachers have been recognized by the San Mateo County Kent awards for special achievement. Paul Ternullo, June Irhazy, Sally Burgess, and John DaBaldo have been recognized for their integrated activities in the arts. Gina O’Neal was cited for her exceptional work with inclusion students. Teachers also serve on district wide curriculum committees, as mentor teachers responsible for staff training, and as master teachers for college students.

### ***Instructional Staff Qualifications***

All teachers are credentialed by the State of California. All Nesbit teachers have completed graduate work.

All substitutes used by Nesbit School have passed a qualifying examination administered by the State of California. When a teacher is absent from class, a qualified substitute teacher teaches the class. If a substitute is not available, the class is taught by a credentialed district administrator or a teacher without a regular class assignment. Last year, teachers averaged about 1 day of absence per month. This included illness, in-service training, and other leaves.

### ***Student/Teacher Ratio***

Classrooms have a maximum class size of 20 students in Kindergarten through 3rd grade. During 1999-2000, K - 3rd grades were staffed at a ratio of 17 to 1. With rare exceptions, classes do not exceed 28 students in grades 4 and 5.

Through SIP funds, instructional assistants were provided for all classrooms. Further assistance is provided by parent volunteers in the classroom. They help with small group and individual instruction in various content areas. Three tutors from the College of Notre Dame also work with small groups of students through the America Reads program.

## ***Professional Development***

Staff development activities are determined through a process which begins with the staff identifying needs that are related to the goals identified in the School Improvement Plan. District-wide needs identified through the “Futures” planning process are also incorporated into the plans for staff development. The calendar and topics for staff development conducted on non-student days are identified in the School Improvement Plan each year. Nesbit School’s teachers participate in one day of staff development before the students return to school. Two additional staff development days were conducted during the school year. Students are dismissed early on Wednesdays to provide teachers with opportunities for collaborative planning, grade level articulation, and other training.

During staff development times, teachers received training in:

- a. Differentiated Instruction
- b. SPARK Physical Education Program
- c. Supplemental Mathematics Materials
- d. Special Education Inclusion Program

Individual staff members also participated in off-site workshops and training of their choice in order to keep abreast of educational research and increase knowledge and skill in curricular areas.

## ***Evaluation of Staff***

Formal evaluations are done at least once each year for new probationary staff and every other year for permanent staff.

Formal evaluations include an initial conference with the administrator, observations of the staff member, and a final evaluation conference. Progress towards meeting District standard is monitored by both the employee and the principal.

## Curriculum and Instruction

### *Instructional Minutes*

The total number of instructional minutes offered in the school year for each grade met or exceeded the state requirements for public schools in California.

#### **Instructional Minutes Chart**

<u>Grade</u>	<u>Nesbit</u>	<u>District Standard</u>	<u>State Requirements</u>
Kindergarten	37,800	36,000	36,000
Grades 1-3	51,273	51,225	50,400
Grades 4-5	54,598	54,530	54,000

The school held 12 minimum days. Ten of the minimum days, for parent conferences, were conducted at the end of the Fall and Spring Progress Report periods.

### *Course of Study*

- English/Language Arts
- Mathematics
- Science
- History/Social Science
- Visual and Performing Arts
- Music
- Instrumental Music (4th/5th grades)
- Physical Education
- Health

### *Instruction and Support for Special Needs*

Support for special needs of students begins with Student Success Teams comprised of parents, teachers, specialists, and administrators, who meet regularly to develop strategies to help students become more

---

successful in school. They coordinate school resources and services which may include:

- Resource Specialist Program
- English Language Learners Program
- Gifted and Talented Education (GATE) Program
- Group and Family Counseling services
- Speech & Language services
- Special Day Class
- Miller-Unruh Reading Specialist
- School Psychologist services
- Title I program

## *Classroom Textbooks and Materials*

The District has adopted the following textbooks in accordance with State standards.

- *Mathland* (K-6)
- *MathSteps*, supplementary math text
- Harcourt Brace “*Signatures*” for English/Language Arts
- *Rebecca Sitton Sourcebook* for spelling
- Houghton Mifflin for History/Social Science
- Silver Burdett Music Series
- Full Option Science System (FOSS)
- Skills for School Success (grades 4 and 5)

The State and District provide regular classroom materials to support our program goals. Enrichment and supplemental materials are purchased through SIP funds and with the help of the Parent Teacher Association. Additionally, the PTA gives money directly to teachers to use for classroom enrichment.

Every classroom at Nesbit School is equipped with a television, VCR, and 1 to 6 internet connected student computers and printers. There are three scanners and one video cameras for school use. Each teacher has a computer workstation as well. Eleven classrooms are equipped with an FM amplification system. An electronic projection system is available from the District Office and from the middle school. There is a wide variety of software, encyclopedia and reference CD ROMs at the school site, including KidPix®, HyperStudio®, Student Writing Center®, ClarisWorks®, Microsoft Works®, and Microsoft Office®.

The entire school library collection of 6,760 books is electronically catalogued. In addition, the library contains a mini-lab consisting of 5 computers, a scanner, and two printers.

### **III. SCHOOL OPERATIONS**

#### **Facilities**

Nesbit School has 24 classrooms: 17 classrooms are used for regular instruction and 2 house County programs for Orthopedically Handicapped children. The other classroom(s) and 3 smaller rooms are used for Science, Instrumental and Choral Music and small group instruction in Reading, the English Language Learners Program, Speech and Language, a Special Day Class, and the Resource Specialist Program.

Every instructional space in our school, including the library, has Internet access and at least one computer with CD ROM. Most classrooms have multiple computers. We have 85 computers for student use, 68 of them with CD ROM.

Every teacher in the District has a computer for both instruction and classroom management. Every staff member has received technology training. Every staff member is assigned a telephone number and voice mailbox.

#### **Safety**

Nesbit School has in place a Comprehensive School Safety Plan which meets all of the requirements of SB 187. The plan is reviewed annually and updated as needed. The plan includes:

- emergency response information
- school maps
- roles of personnel
- emergency preparedness guidelines
- procedures to follow during specified emergencies
- a management plan
- first-aid procedures

Drills are held on a regular basis for fire and earthquake safety. During 1999-2000, Nesbit's PTA sponsored a drive to acquire basic emergency supplies for each classroom.

## **IV. SCHOOL AND STUDENT ACHIEVEMENT**

### **Program Effectiveness**

Program effectiveness is evaluated at regular intervals and is conducted so that all members of Nesbit's community have a voice in the vision, direction, and process of our students' education.

Teachers and other school staff evaluate curriculum and site goals annually to ensure that students are working in a safe, nurturing environment and are able to succeed in social and academic settings. School Site Council reviews programs and objectives in the School Improvement Plan each spring. The principal reports to the Board of Education each year on the achievement of annual goals and objectives.

Program Quality Reviews are undertaken every four years and are conducted by a broad spectrum of staff, community, and outside consultants. Results of these evaluations are reported to the public in the Nesbit School Annual Report which is revised and published annually. Evaluative activities and input are used to strengthen successful programs and to change ones that need improvement.

In 1997, Nesbit was designated a California Distinguished School after a California Department of Education team visited our school to review and validate the school's programs and effectiveness.

## **Student Achievement**

### ***Standardized Tests***

All students in grades 2-5 took a basic battery of tests using the Stanford Achievement Test 9. The results of this test can be used to compare our students with a national group of students. See Appendix C. for the latest results shown for each grade level.

### ***Developmental Assessment***

Information about a student's stage of development in several functional areas is reported. Developmental assessment is commonly done in the primary grades and is reported to parents during conference sessions scheduled periodically during the year.

### ***Authentic Assessment***

Tasks relevant to classroom learning are assigned to students with the results collected in a portfolio. Comparing progress from the first time a student performs the task to a sample done after many practices becomes the measure of achievement. Portfolios may be available in several subject areas in a student's classroom depending on the grade level of the student.

### ***Performance Assessment***

This method uses work samples of assignments students receive in the classroom to examine achievement. The work sample is compared to a set of guidelines and a set of performance standards that have been developed by teachers and students. In May, 1994, the District began to use the CTB Writing Assessment System to measure writing performance of fourth grade students. A six point scale was used to measure overall writing performance; a four point scale was used to measure content and vocabulary/grammar. The results for 2000 are shown in Appendix D.

## ***Progress Reports***

A narrative description of student progress in specified identified behaviors and skills is provided for grades K-2. This progress report focuses on both Social Responsibility and Intellectual Development. Grades for student achievement and effort, as well as narrative statements, are provided at 3rd grade. Letter grades for achievement and effort and comments on progress are given at grades 4 and 5. The Progress Report was provided to parents twice during the year in a conference format. A third report was sent home at the end of the year.

## **English Language Learners Program**

This program provides services for foreign students who need to learn English.

### ***Student Performance***

- 85% of 20 Non-English Proficient (NEP) and Limited English Proficient (LEP) students receiving services in the English Language Learners (ELL) Program during 1999-2000 made adequate growth in English Language acquisition as measured by testing and teacher observation including 6 who were exited from the program because they no longer required services. The goal is 75%.
- 71% of 42 Fluent English Proficient (FEP) and Redesignated Fluent English Proficient (R-FEP) students were determined to be within the average range for language arts skills for their grade level as measured by teacher observation. The goal is 75%.
- 96% of 27 FEP and R-FEP students in grades 4-5 maintained a C average in their core curriculum classes as measured by report cards and teacher observation. The goal is 75%.
- 100% of 7 NEP, LEP, FEP, and R-FEP students receiving Special Education services made acceptable progress in attaining their IEP goals.

### ***Program Effectiveness***

- The District has a 21% redesignation rate for students in the ELL Program over the past three years. The goal is 20%.
- Five new district teachers were hired for the 1999-2000 school year who possessed certification for second language instruction. Nine other district teachers were in the process of gaining this certification. There was a total of forty-one district teachers with certification for second language instruction.

## V. COMMUNITY AND FINANCIAL SUPPORT

### Community Involvement

Number of volunteer hours: 20,942

#### ***Faculty/Community Organizations and Programs:***

- Parent Teacher Association (PTA)
- School Site Council (SSC)
- “Adopt-a-Class”
- Family counseling
- “DARE”
- Video ESL
- Girl Scouts

#### ***Communications:***

- Monthly newsletter: “Nesbit Scoop”
- Room parents
- Fliers
- School web site: [www.belmont.k12.ca.us/main/nesbit/](http://www.belmont.k12.ca.us/main/nesbit/)

#### ***Parental Involvement:***

- Adopt-a-Class
- Book Fair
- Classroom field trips (chaperones)
- Classroom Helpers
- Classroom supplies
- Computer education
- Discovery Day
- Emergency Preparedness
- Family Math
- 5th grade graduation party
- Fund Run
- Holiday Craft Fair
- Homework Club
- Hot Lunch Program
- Library Volunteers
- Mad Math Minute
- Monetary gifts
- Parent education
- Project Self Esteem
- Read Across America
- Red Ribbon Week
- SCRIP fund raiser/eScrip

#### ***Other Local Community Agencies***

- Belmont Public Library
  - Belmont Rotary
  - Peninsula Humane Society
  - Family & Community Enrichment Services
  - Sequoia Adult School
  - Hiller Aviation Museum
  - Soroptomists
  - Peninsula Auxiliary for Children
  - Dr. Albert O. J. Landucci, D.D.S.
  - Belmont Police Department
  - South County Fire Dept.
  - “Small World” (child care)
  - Kollage Community Art School
-

## Financial Information

The Belmont-Redwood Shores School District had an operating budget of just over \$15.2 million in 1999-2000. It was just over \$14.5 million in 1998-1999 and just under \$12.5 million in 1997-98.

### Revenue Sources

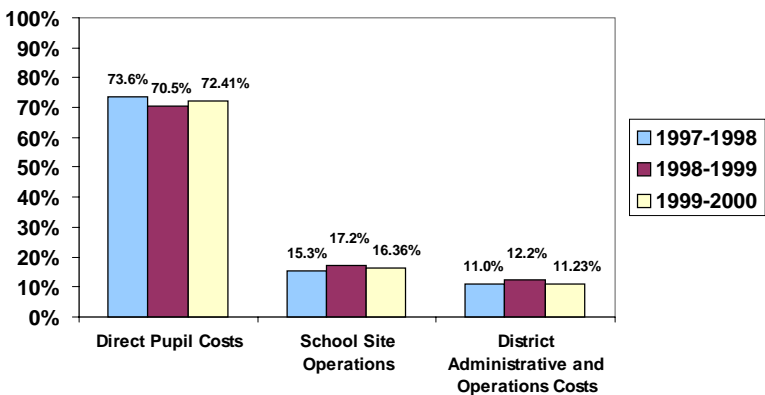
The District is a Basic Aid District, thus our largest source of revenue is from local property taxes.

	1999-2000	1998-1999	1997-1998
• Revenue Limit Sources (property taxes)	\$11,416,821	\$10,402,326	\$8,984,780
• Federal Revenues	\$298,539	\$169,873	\$138,749
• State Revenues	\$3,168,595	\$2,869,294	\$2,401,979
• Local Revenues	\$862,931	\$669,983	\$527,827

### Breakdown of Per Pupil Costs

Our per pupil costs were **\$6,179** for 1999-2000, \$5756 for 1998-1999 and \$5,216 for 1997-1998. These costs are illustrated in the chart below as a percentage of the total budget. Three general areas are described in the chart:

- Direct pupil costs include salaries, books, supplies and equipment for the classroom (\$4474 per student);
- School site maintenance and operation costs (\$1011); and
- Prorated district administrative costs include technology, instructional support, and retiree benefits (\$694).

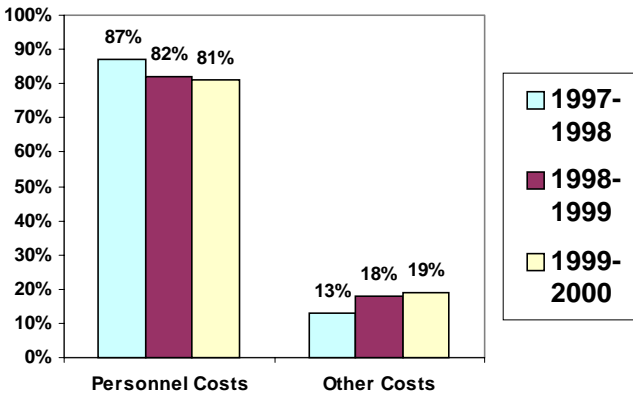


## *Breakdown of Personnel and Other Costs*

The District expenses can be broken down into personnel and other costs:

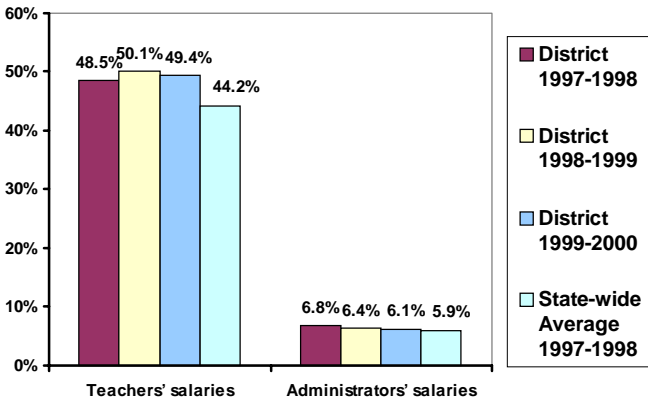
- Personnel costs: teachers, administrators, maintenance workers and custodians, clerical support and classroom assistants.
- Other costs: books, in-service training, instructional and other supplies, equipment, utilities, repairs and transportation.

The District expenses for personnel costs in relation to the total budget are shown in the chart below:



## *Salary Comparisons*

The District salaries for teachers and administrators as a percentage of the total District budget are compared in the chart below to the statewide average percentage for districts of similar size to ours:



Dollar amounts for specific positions in the District are compared to the 1997-1998 and 1998-1999 statewide averages below.

	State Average		District	
	1997-1998*	1998-1999	1997-1998	1998-1999
<b>Beginning Teacher's</b>				
Salary*	\$29,028	\$30,061	\$34,566	\$35,119
Daily Rate	\$159	\$164	\$187	\$187
<b>Midrange Teacher's</b>				
Salary*	\$44,874	\$47,202	\$50,466	\$51,273
Daily Rate	\$245	\$257	\$276	\$276
<b>Highest Teacher's</b>				
Salary*	\$54,342	\$56,964	\$62,553	\$63,448
Daily Rate	\$297	\$310	\$342	\$341
<b>School Site Principals</b>				
Average Salary*	\$68,757	\$71,690	\$74,537	\$79,017
Average Daily Rate	\$323	\$341	\$362	\$384
<b>District Superintendent's</b>				
Salary*	\$90,654	\$95,045	\$90,000	\$98,000
Daily Rate	\$398	\$421	\$404	\$439

*Note:*

*Teacher salaries in the District are for one specific teacher in the District in each category. The salary figures do not include District years of service and experience step allowances. Principals' salaries are an average over all principals in the District and do include District years of service and experience step increases. Superintendent's salary includes District years of service and experience step increases.*

*\*Revised figures from CDE web site as of 9/20/2000.*

## **VI. PLANNING FOR THE FUTURE**

### **Summary of Needs**

Within the next few years Nesbit sees a need for:

- Ongoing professional development and growth of faculty and staff.
- Continue examination of student work to determine specific areas for improvement in reading, writing, and mathematics.
- Address early literacy by providing support for primary students who are having difficulty learning to read.
- Provide interventions for upper grade students who are experiencing academic difficulties in the core curriculum, particularly in reading, language arts, and mathematics.
- Maintain the implementation of our Conflict Resolution Program.
- Continue improvement of facilities and grounds as recommended by the Site Design Review Committee.
- Develop skill in resolving issues that arise at an organizational level.
- Continue efforts to ensure that our Disaster Preparedness Plans are in place and comprehensive.

### **Recommendations for Improvement**

- Provide opportunities and resources for staff members to become curriculum and technology experts, mentors, and leaders at our school.
- Dedicate time to review student achievement in reading, language arts, and mathematics to provide direction for school wide improvement.
- Expand existing academic support services for students through alternative interventions, additional staff training, and supplemental funding sources.
- Train new staff members, including yard duty personnel, in Conflict Resolution to help students resolve problems.
- Work with architects and district business office to plan construction/renovation projects as recommended by Design Review Committee.
- Offer interest based problem solving training through CFIER (California Foundation for Improvement of Employee/Employer Relations) to a joint group of parents, teachers, classified staff, and administrators.
- Review plan with Disaster Preparedness Plan Committee and revise as needed. Equip classrooms with emergency supplies through PTA's efforts and conduct regular emergency drills.

## **APPENDIX A. RESOURCES FOR PARENTS**

Parent education presentations will continue through staff and Parent Teacher Association activities. The relationship with Family and Community Enrichment Services, Inc. to provide family counseling for Nesbit families will continue. Communication with parents through a handbook, flyers, newsletters and the school web site will be maintained. Parents are encouraged to visit classrooms, attend assemblies, participate in PTA and fill volunteer positions in order to be involved in the Nesbit School Family.

Additional resources available for parents include:

**Alateen (& Al-Anon) Mid Peninsula Information 650/592-7935**

720 El Camino Real, Belmont, CA 94002

Call for dates and times. Support group for teenage children of alcoholics. Drop-ins welcome.

**Catholic Charities 650/295-2160**

600 Columbia Drive, San Mateo, CA.

**Child Care Coordinating Council 650/696-8787**

1838 El Camino Real, Burlingame, CA

**Children's Protective Services 650/595-7922**

400 Harbor Blvd., Belmont, CA

**Family and Community Enrichment Services, Inc. 650/591-9623**

210 Industrial Way, Belmont, CA 94402

Serves Belmont area with individual and family counseling services.

**Family Stress Service of San Mateo County 650/368-6655**

1860 El Camino Real, Burlingame, CA

Offers 24-hour hotline, crisis intervention, drop-in and outreach services for families and individuals within families experiencing violent abuse, communication problems, and difficulties with parent/child relationships.

**Grandparents Raising Grandchildren** 650/342-5216

Peninsula YMCA, 1710 S. Amphlett Blvd. #216  
San Mateo, CA 94403  
Family support for grandparents and their grandchildren  
(ages 5-13).

**Jewish Family and Children's Services** 650/591-8991

490 El Camino Real, Belmont, CA

**Parental Stress Hotline** 650/327-3333

24-hour hotline. Teenagers may also call.

**Parents' Educational Resource Center** 650/572-9161

1730 Amphlett Blvd., Suite 130 San Mateo, CA.

The Parents' Educational Resource Center (PERC) is a nonprofit organization that helps parents who have children with learning disabilities.

**Peninsula Resource Center** 650/295-2195

520 El Camino Real, San Mateo, CA

**Mills-Peninsula Health Services** Community Ed. 650/696-5400

1783 El Camino Real, Burlingame, CA

Mental health center has several drop-in groups, including parent groups for grief and loss counseling and single parenting.

**Poison Control Center** 1-800-876-4766; 1-800-972-3323 (TDD)

**Suicide Prevention & Crisis Center** 650/368-6655

1860 El Camino Real, Burlingame, CA

**Teen Helpline/24 hour calls** 1-800-877-7675; also 650/327-8336

**Toughlove-San Mateo Parents Support Group** 650/327-3333

Parent support group practicing the Toughlove Program.  
Meets weekly. Contact school for specific details.

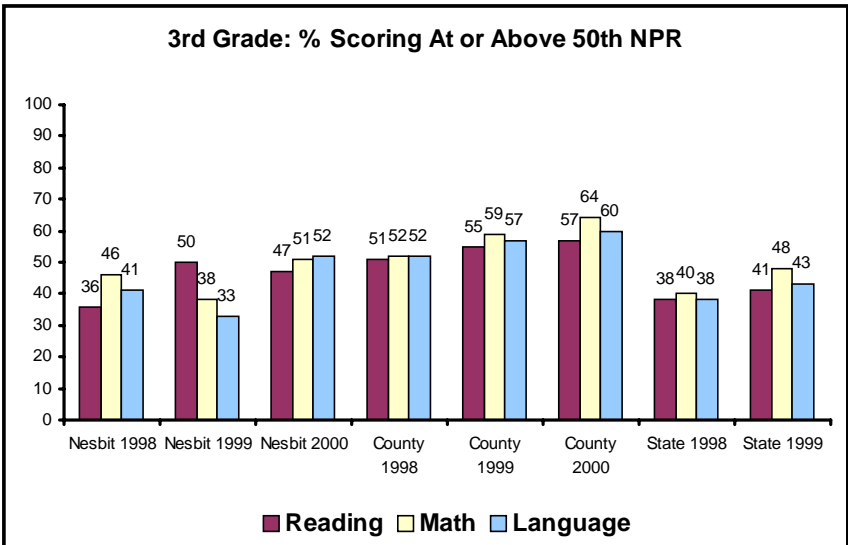
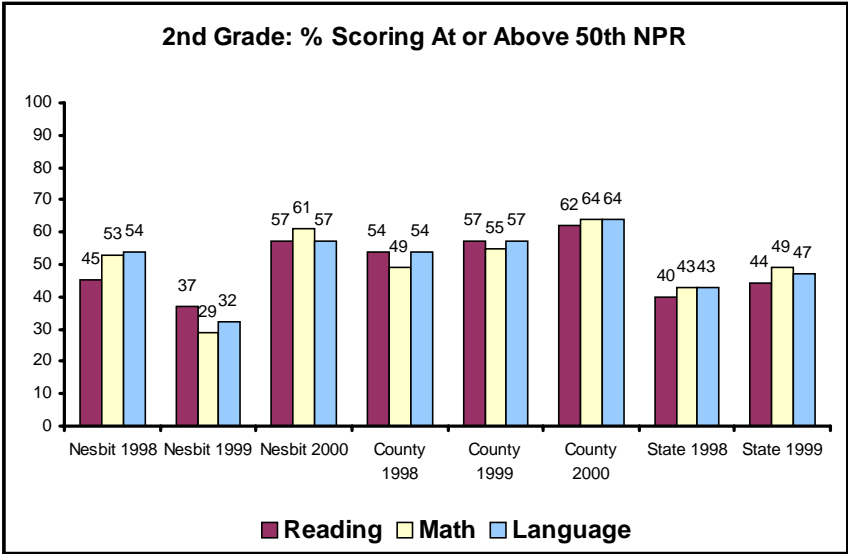
## **APPENDIX B. EDUCATION ABBREVIATIONS**

ADA	Average Daily Attendance
API	Academic Performance Index
BFA	Belmont Faculty Association
CBEDS	California Basic Education Data System
CBEST	California Basic Education Skills Test
CLAS	California Learning Assessment System
CSBA	California School Boards Association
CSEA	California School Employees Association
CTA	California Teachers Association
ELL	English Language Learners
FTE	Full-Time Equivalent
GATE	Gifted and Talented Education
IEP	Individualized Education Program
LEP	Limited English Proficient
PAR	Peer Assistance & Review
PTA	Parent Teacher Association
PQR	Program Quality Review
PL94-142	Public Law 94-142 Education for All Handicapped Children Act
RSP	Resource Specialist Program
SARC	School Accountability Report Card
SIP	School Improvement Program
SDC	Special Day Class
SDE	State Department of Education
SSC	School Site Council
STAR	Standardized Testing and Reporting

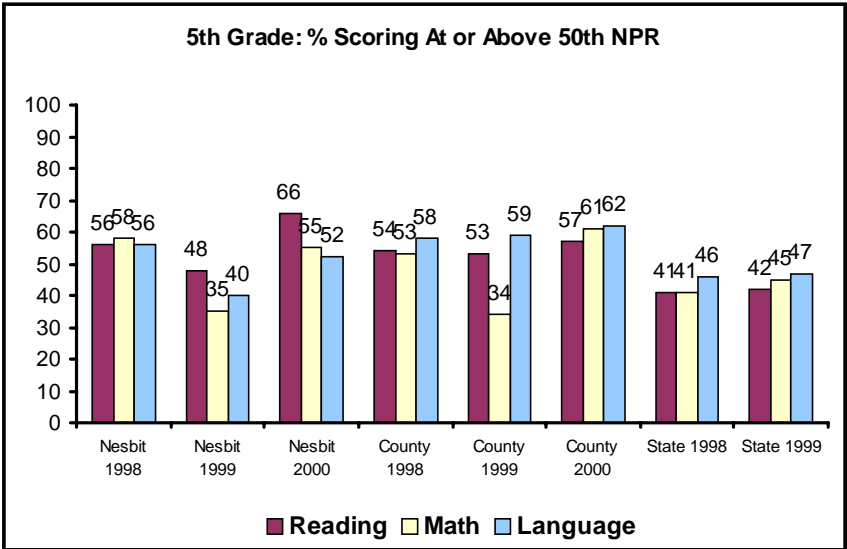
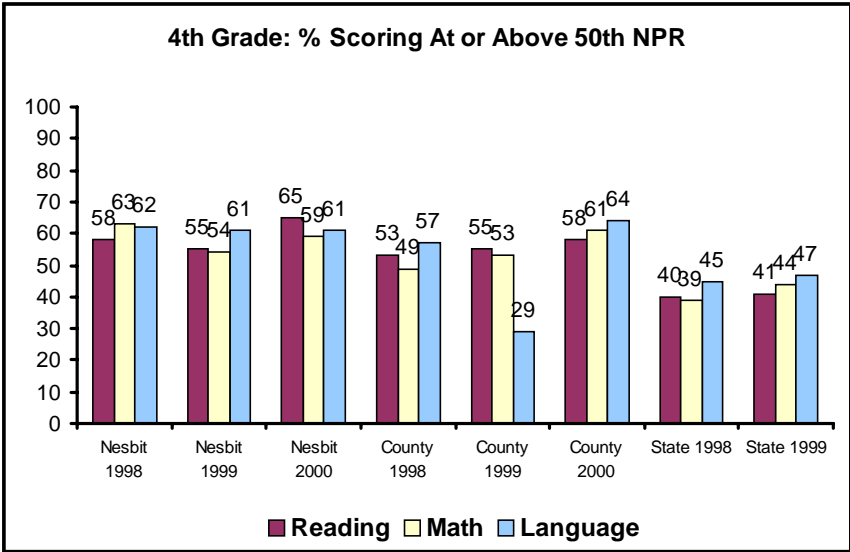
## APPENDIX C. STAR REPORT SUMMARY CHARTS

### Comparison by Area (School, County, State)

The number of students tested affects changes in test results. **Year-to-year variation is greater for small numbers of students than for large numbers of students**, so small changes at the state level are more likely to be "real" than are the same changes for schools or small districts.



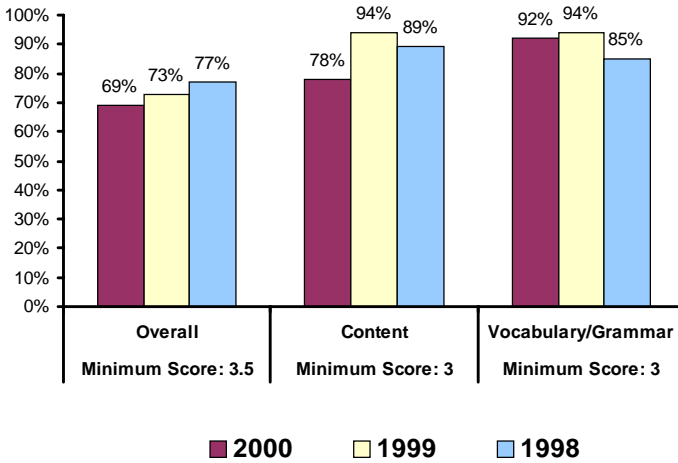
## Comparison by Area (School, County, State)



## APPENDIX D. CTB WRITING ASSESSMENT RESULTS

Results for different school years are based on scores of different student groups (classes). Results include scores of students enrolled in District for less than one year. These trends cannot be used to conclude the presence or absence of student growth from one year to the next. Students scoring below the minimum level are encouraged to attend summer school and/or are provided with an education plan to help them achieve the minimum level of proficiency.

**% of 4th Graders Scoring At or Above Minimum Standard**



**CTB Writing Assessment: Overall**

