

*Annual Report*  
*1998-1999 School Year*

**CENTRAL  
ELEMENTARY  
SCHOOL**

**Jayne Chelberg, *Principal***

**525 Middle Road  
Belmont, CA 94002-2191  
(650) 637-4820**

***Staff, Parents and Students***  
***Emphasizing Excellence***

Belmont-Redwood Shores Elementary School District  
November, 1999

---

Belmont-Redwood Shores Elementary School District  
**2960 Hallmark Drive,**  
**Belmont, CA 94002**  
**(650) 637-4800**

1998-1999 Governing Board

**Francesca Karpel, *President***  
**Nancy Gisko, *Vice President***  
**Catherine Bonnar**  
**Margey Estell**  
**Karen Clancy**

District Office

<b>Anne Campbell</b>	<i>Superintendent</i>
<b>Kay Pacheco</b>	<i>Associate Superintendent for Curriculum, Personnel, and Student Services</i>
<b>Jeff Keuscher</b>	<i>Director Business Services and Operations</i>
<b>John Eaves</b>	<i>Supervisor of Maintenance and Operations</i>

### **1998-1999 School Site Council**

*Principal*      Dr. Jayne Chelberg

*Staff*            Karen Andrus  
                      Linda Paul  
                      Robin Swenson  
                      Judie Davis

<i>Parents</i>	Diane Cohan	Eric Shrader
	Janet Nasburg	Linda Young
	Sharon Osias	

## PREFACE

The Belmont-Redwood Shores School District Board of Trustees is proud to issue the **Annual Report for Central School**. This report is designed to communicate to parents and the community the progress of our students and a description of the programs, activities, statistical and fiscal information for Central School.

In 1998, the District developed a new Futures Plan that outlined a vision for the future of our schools. This Plan was developed through district-wide town hall meetings involving parents and staff. Our Futures Plan is based on our District's Vision statement.

## VISION STATEMENT

Education is more than a direction or a destination; it is a process which recognizes, enhances, and celebrates individual accomplishments.

Belmont-Redwood Shores School District, in the breadth of its curricula and variety of its approaches to facilitate learning, provides an environment which nurtures and stimulates the intelligence, insight, and natural curiosity of all individuals.

Our learning community promotes and advances the intellectual, physical, social, and moral development of students in becoming responsible, contributing citizens. Students learn to work and live together constructively by respecting, honoring, and appreciating the uniqueness in themselves and others.

As we strive to implement our vision to provide a challenging and comprehensive educational program for our students, the foundation of our program is the Belmont-Redwood Shores School District Mission Statement.

## MISSION STATEMENT

The mission of the Belmont-Redwood Shores School District is to promote and advance the intellectual, social, physical and moral development of all students to become responsible, contributing citizens by:

- teaching basic academic skills and their application
- setting high academic standards that inspire students to excel and succeed
- providing a challenging, comprehensive and integrated curriculum that enhances critical and creative thinking
- developing adaptability, cooperation, honesty, respect and responsibility
- creating a safe and nurturing environment
- building alliances that foster shared responsibility among home, school and community
- valuing each child as a capable and unique individual

Nancy Gisko, President  
1999-2000 Board of Trustees

Anne Campbell  
Superintendent

## TABLE OF CONTENTS

<b>PREFACE</b> .....	<b>3</b>
<b>VISION STATEMENT</b> .....	<b>3</b>
<b>MISSION STATEMENT</b> .....	<b>4</b>
<b>INTRODUCTION</b> .....	<b>7</b>
<b>I. SCHOOL PROFILE</b> .....	<b>8</b>
<b>Mission and Goals</b> .....	<b>8</b>
<b>The School Community</b> .....	<b>8</b>
<b>Student Profile</b> .....	<b>9</b>
<b>Staff Profile</b> .....	<b>10</b>
<b>II. INSTRUCTIONAL PROGRAM</b> .....	<b>11</b>
<b>The Learning Environment</b> .....	<b>11</b>
Attendance .....	11
<b>Instructional Staff</b> .....	<b>12</b>
School Site Leadership .....	12
Instructional Staff Qualifications .....	12
Student/Teacher Ratio .....	12
Professional Development .....	13
Evaluation of Staff .....	14
<b>Curriculum and Instruction</b> .....	<b>14</b>
Instructional Minutes .....	14
Course of Study .....	15
Instruction and Support for Special Needs .....	15
Classroom Textbooks and Materials .....	16
<b>III. SCHOOL OPERATIONS</b> .....	<b>17</b>
<b>Facilities</b> .....	<b>17</b>
<b>Safety</b> .....	<b>17</b>
<b>IV. SCHOOL AND STUDENT ACHIEVEMENT</b> .....	<b>18</b>
<b>Program Effectiveness</b> .....	<b>18</b>
<b>Student Achievement</b> .....	<b>19</b>

Standardized Tests .....	19
Developmental Assessment .....	19
Authentic Assessment .....	19
Performance Assessment .....	19
Progress Reports .....	20
<b>English Language Development Program .....</b>	<b>21</b>
Student Performance .....	21
Program Effectiveness .....	21
<b>V. COMMUNITY AND FINANCIAL SUPPORT .....</b>	<b>22</b>
<b>Community Involvement .....</b>	<b>22</b>
<b>Financial Information .....</b>	<b>23</b>
Revenue Sources .....	23
Breakdown of Per Pupil Costs .....	23
Breakdown of Personnel and Other Costs .....	24
Salary Comparisons .....	24
<b>VI. PLANNING FOR THE FUTURE .....</b>	<b>26</b>
<b>Summary of Needs .....</b>	<b>26</b>
<b>Recommendations for Improvement .....</b>	<b>26</b>
<b>APPENDIX A. RESOURCES FOR PARENTS .....</b>	<b>27</b>
<b>APPENDIX B. EDUCATION ABBREVIATIONS .....</b>	<b>29</b>
<b>APPENDIX C. STAR REPORT SUMMARY CHARTS .....</b>	<b>30</b>
<b>APPENDIX D. CTB WRITING ASSESSMENT RESULTS ..</b>	<b>32</b>

## INTRODUCTION

California law requires that each school annually assess various school conditions, which have been organized into the following six categories:

- I. School Profile
- II. Instructional Program
- III. School Operations
- IV. School and Student Achievement
- V. Community and Financial Support
- VI. Planning for the Future

This Annual Report communicates the close cooperation between the home and school that is essential to promote the best learning environment for all children. The focus of the report is to provide you with information about our school, our resources, strengths and the areas in which we are continuing to develop.

We encourage you to read this Annual Report and share it with others. We sincerely hope this report makes you feel proud to have a student at this school. If you desire additional information, please feel free to visit or contact the school office.

Sincerely,  
Jayne Chelberg, *Principal*  
650/637-4820  
[jchel@belmont.k12.ca.us](mailto:jchel@belmont.k12.ca.us)

# **I. SCHOOL PROFILE**

## **Mission and Goals**

The mission of Central School is to provide our students with a high quality educational environment in which students, staff, and parents emphasize excellence:

***“Central School will provide a nurturing, collaborative environment which enables our students to become contributing members in a democratic society.”***

This mission was acknowledged as successful by the State of California when, in 1995, they recognized Central School as a “California Distinguished School”.

Staff, parents, and students are a community of learners who share this vision. Our vision is the unifying factor in setting each year’s educational priorities. The principal facilitates the staff and SSC (School Site Council) to collaboratively plan the curriculum to reflect the school’s goals. Throughout the school year actual performance is measured against the vision. Student learning outcomes are the primary factors used to measure progress. These goals are carried out by staff who are committed to substantive progress and continuous improvement.

## **The School Community**

Central School, located in the City of Belmont on the peninsula south of San Francisco, is one of five elementary schools in the Belmont-Redwood Shores School District. Students are promoted to the 6th grade at Ralston Middle School, the only middle school in the District.

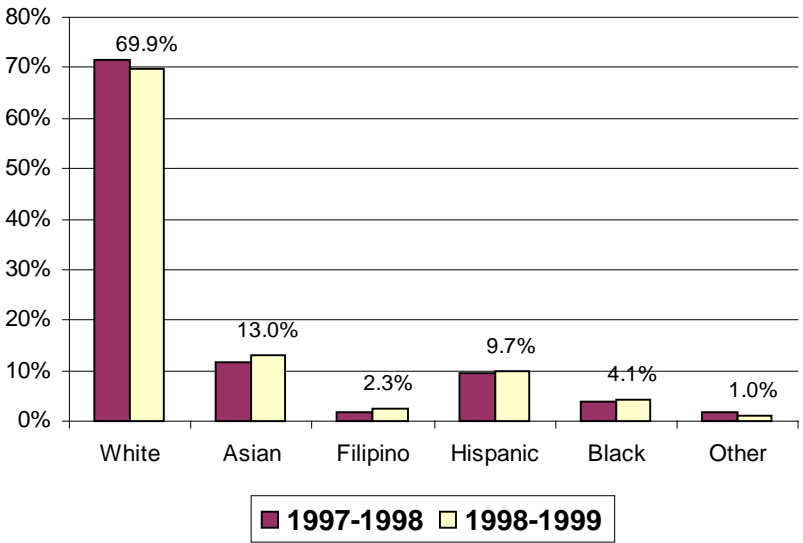
The Central School community consists of families for whom education is a priority. The school is the hub of the community for many of these parents. Families enthusiastically support the Parent Teacher Association, School Site Council and countless volunteer activities and

---

projects. Pride in Central’s distinguished school recognition was reflected from all members of the school community.

### Student Profile

The total enrollment is 392 students in 1998-1999; it was 390 in 1997-1998. The number of male and female students is approximately equal. The following chart shows the ethnic make-up of the school:



The percent of students receiving special instruction is noted below:

	1997-1998	1998-1999
• Limited English Proficiency	2%	2%
• Gifted & Talented	3%	3%
• Special Education	7%	7%

## Staff Profile

The regular school staff consists of nineteen full-time classroom teachers, one Resource Specialist Program teacher with a para-educator assistant, one school secretary, one library media specialist, four para educators who assist in classrooms, two custodians, and one principal. The support staff includes:

Band/String/Vocal/Music Teacher	2.0 days per week
District Pre-school Speech and Language	3.0 days per week
English Language Development (ELD) Assistant	2.0 days per week
English Language Development (ELD) Teacher	1.0 day per week
Family Counselor	1.0 day per week
Gifted and Talented Education (GATE) Teacher	0.5 days per week
Psychologist	2.0 days per week
School Nurse (District Nurse)	(on call)
Science Teacher (4th and 5th Grade)	2.5 days per week
Speech & Language Specialist	2.0 days per week

## **II. INSTRUCTIONAL PROGRAM**

### **The Learning Environment**

Students at Central are positive, enthusiastic learners. The desire and love of learning are hallmarks for the children who attend school here. Parent and community volunteers help us to be assured that no child has an unanswered question or need.

Objectives and activities are planned in grade level meetings by a staff who works well together to assure the success of all students. Our collegiality and the richness gained from shared thought is key to the learning environment.

Technology became an important part of the school due to Net Day and our work with the Challenge 2000 grant. Project based learning through multimedia presentations became learning activities for children. The use of computers in both the lab and classroom enabled students to word process, draw, and seek information.

Classroom teachers work with itinerant teachers to offer children of all ability levels and with a variety of needs programs such as RSP, Speech and Language, ELD, and GATE programs. These programs assure us that all children achieve at their highest levels.

### ***Attendance***

Absences are checked daily by phoning parents the first day a child is absent. Unexcused absences are monitored to observe long range trends. Promptness is encouraged in our students. Parents are notified when children have been tardy several times.

For several years our attendance rate has ranged between 95% and 97%. Last year the rate was 96.8%.

## **Instructional Staff**

### ***School Site Leadership***

The principal oversees various projects at Central, but often these activities are lead by various members of the staff and community. A mentor teacher, this year in art, in-services staff regularly on inspirational activities for students based on her own expertise and additional training she is offered due to her position. Other teachers assume leadership on various site and district committees addressing such things as technology, curriculum, assessment, attendance, ecology and others. The staff often works together in shared decision making particularly in the area of curriculum. These meetings may be facilitated by any faculty member or someone from the Site Leadership Committee. This committee is composed of a representative from each grade level. School Site Council is another opportunity for staff and community to work together on issues concerning school programs. PTA is an organization of about 20 committee chairs who provide beneficial programs for both students and parents.

### ***Instructional Staff Qualifications***

All teachers are credentialed by the State of California. All Central teachers have completed graduate work.

All substitutes used by Central School have passed a qualifying examination administered by the State of California. When a teacher is absent from class, a qualified substitute teacher teaches the class. If a substitute is not available, the class is taught by a credentialed district administrator or a teacher without a regular class assignment. Last year, teachers averaged about 1.7 days of absence per month. This included illness, in-service training, and other leaves.

### ***Student/Teacher Ratio***

K - 3 classrooms have a maximum class size of 20 students. 4th through 5th grades are staffed at a ratio of 25.5 to 1. With rare exceptions, classes do not exceed 28 students in grades 4 and 5.

Through SIP funds, instructional assistants were provided for some classrooms. Further assistance is provided by parent volunteers in the classroom. They help with small group and individual instruction in various content areas.

### ***Professional Development***

Staff development activities are determined through a process which begins with the staff identifying needs that are related to the goals identified in the School Improvement Plan. District-wide needs identified through the “Futures” planning process are also incorporated into the plans for staff development. The calendar and topics for staff development conducted on non-student days are identified in the School Improvement Plan each year. Central School’s teachers participate in one day of staff development before the students return to school. Six additional staff development days were conducted during the school year. Two of the non-student days were devoted to parent conferences.

During these staff development days, teachers received training in:

- a. English Language Arts
- b. Mathematics
- c. Grade Level Teaming
- d. Curriculum Planning for the Year
- e. Program Quality Review
- f. Curriculum and Instructional Practices
- g. Family of Schools Standards and Assessment

Individual staff members also participated in additional workshops and training in these areas.

## *Evaluation of Staff*

Formal evaluations are done at least once each year for new probationary staff and every other year for permanent staff.

Formal evaluations include an initial conference with the administrator, observations of the teacher in the classroom, and a final evaluation conference. Progress towards meeting District standards for teaching is monitored by both the teacher and the principal.

## **Curriculum and Instruction**

### *Instructional Minutes*

The total number of instructional minutes offered in the school year for each grade met or exceeded the state requirements for public schools in California.

**Instructional Minutes Chart**

<b><u>Grade</u></b>	<b><u>Central</u></b>	<b><u>District Standard</u></b>	<b><u>State Requirements</u></b>
Kindergarten	37,800	36,000	36,000
Grades 1-3	51,225	51,225	50,400
Grades 4-5	54,800	54,530	54,000

The school held 38 minimum days on Wednesdays. Ten of the minimum days, for parent conferences, were conducted at the end of the Fall and Spring Progress Report periods. The remaining days were devoted to grade level teaming and staff in-service.

## *Course of Study*

- English/Language Arts
- Mathematics
- Science
- History/Social Science
- Visual and Performing Arts
- Physical Education
- Health

## *Instruction and Support for Special Needs*

“Pull-out” programs for students with specialized needs have been scheduled in order to provide an in-depth program for all students.

Support for special needs of students begins with Student Study Teams who, meeting regularly, develop strategies to help students become more successful in school. They coordinate school resources and services which include:

- Referral for Special Education Assessment
- English Language Development Program
- Gifted and Talented Education (GATE) Program
- Family Counselor services
- State SIP (School Improvement Program) funds
- Special Education programs
- School Psychologist services

## *Classroom Textbooks and Materials*

The District has adopted the following textbooks in accordance with State standards.

- Mathland (K-6)
- Harcourt Brace “Signatures” for English/Language Arts
- Houghton Mifflin for History/Social Science
- Silver Burdett Music Series
- Full Option Science System (FOSS)

The State and District provide regular classroom materials to support our program goals. Enrichment and supplemental materials are purchased through SIP funds and with the help of the Parent Teacher Association. Additionally, the PTA gives money directly to teachers to use for classroom enrichment.

Central School has an average of one television set and VCR for every two classrooms. There are two scanners and one video camera for the school. An electronic projection system is available from the District Office and from the middle school. There is a wide variety of software, encyclopedia and reference CD ROMs at the school site, including Adobe PageMaker®, Adobe PhotoDeluxe®, HyperStudio®, Student Writing Center®, Adobe Premiere®, ClarisWorks®, Microsoft Works®, and Microsoft Office®.

The school library contains over 8,440 books.

### **III. SCHOOL OPERATIONS**

#### **Facilities**

Central School has 19 classrooms: 19 classrooms are used for regular instruction. An additional instructional space is used for the Resource Specialist Program.

There is a computer lab with 21 operational computers as well as a library with 2 student/teacher units and 1 librarian unit. There are teacher computer stations with printers in every room. 19 classrooms have between 2 and 5 computers in them, many of which are connected to the Internet.

Portables have been made available for child care services provided by a private agency. Before and after school care provides supervision for students in K-5 five days per week as well as all day on 7 district in-service days and some holidays.

In September 1998 every teacher in the District received a computer for both instruction and classroom management. Every staff member received mandated technology training. Every staff member was provided a telephone number and voice mailbox.

#### **Safety**

We have a plan for attending to civil defense emergencies, i.e., fire, earthquakes, and handling of toxic substances in the classroom. Drills are held on a regular basis for fire and earthquake safety.

## **IV. SCHOOL AND STUDENT ACHIEVEMENT**

### **Program Effectiveness**

Program effectiveness at Central is monitored in several ways. The School Site Council looks at the School Improvement Plan and monitors progress toward the goals set in that plan. The staff examines test data, student work, and observes classrooms by grade level as well as school-wide to look for areas that need improvement efforts. The school staff sets goals for increasing the quality of student learning annually. These goals are presented to the Board of Trustees in the fall. The results are reviewed at the end of the school year.

As part of the Belmont-Redwood Shores Futures Plan, the district is developing performance standards to increase student learning and insure a rigorous academic program.

Central School was identified as a California Distinguished School in 1995. We were recognized for academic achievement and site/community collaboration.

A real strength at Central is the team approach of staff and community. Teachers work collectively to coordinate instruction within grades and to spiral it from grade to grade. Serious study has been given to assessment tools in order to recognize student achievement and to provide for extension and remediation opportunities.

The Central staff remains current. As one of five schools involved in the Family of Schools, a grant with Joint Venture Silicon Valley, Central has embraced the in-depth study of mathematics instruction and assessment. In addition, grant work in Project Based learning through Multi-Media Technology through the Challenge 2000, has enabled us to provide cutting edge experiences for student presentations. A grant received from ACSA/CFIER also trained a leadership team and the staff on interest based problem solving. By the staff remaining current with the best trends in education, students enjoy a rich and exciting curriculum.

## **Student Achievement**

Many approaches are used to examine and report on student achievement to parents.

### ***Standardized Tests***

All students in grades 2-5 took a basic battery of tests in Reading, Language, and Math using the Stanford Achievement Test 9. The results of this test can be used to compare our students with a national group of students. See Appendix C. for the latest results shown for each grade level.

### ***Developmental Assessment***

Information about a student's stage of development in several functional areas is reported. Developmental assessment is commonly done in the primary grades and is reported to parents during conference sessions scheduled periodically during the year.

### ***Authentic Assessment***

Tasks relevant to classroom learning are assigned to students with the results collected in a portfolio. Comparing progress from the first time a student performs the task to a sample done after many practices becomes the measure of achievement. Portfolios may be available in several subject areas in a student's classroom depending on the grade level of the student.

### ***Performance Assessment***

This method uses work samples of assignments students receive in the classroom to examine achievement. The work sample is compared to a set of guidelines and a set of performance standards that have been developed by teachers and students. In May, 1994, the District began to use the CTB Writing Assessment System to measure writing performance of fourth grade students. A six point scale was used to measure overall writing performance; a four point scale was used to measure content and vocabulary/grammar. The results for 1999 are shown in Appendix D.

### ***Progress Reports***

A narrative description of student progress in specified identified behaviors and skills was provided for grades K-2. This progress report focuses on both Social Responsibility and Intellectual Development. Letter grades for student achievement and effort, as well as narrative statements, were provided at 3rd grade. Grades for achievement and effort and comments on progress were given at grades 4 and 5. The Progress Report was provided to parents twice during the year in a conference format. A third report was sent home at the end of the year.

## **English Language Development Program**

This program provides services for foreign students who need to learn English.

### ***Student Performance***

- 63% of Non-English Proficient (NEP) and Limited English Proficient (LEP) students receiving services in the English Language Development (ELD) Program during 1998-1999 made adequate growth in English Language acquisition as measured by testing and teacher observation. The goal is 75%.
- 66% of Fluent English Proficient (FEP) and Redesignated Fluent English Proficient (R-FEP) students in grades K-3 were determined to be within the average range for language arts skills for their grade level as measured by teacher observation. The goal is 75%.
- 100% of FEP and R-FEP students in grades 4-5 maintained a C average in their core curriculum classes as measured by report cards and teacher observation. The goal is 75%.

### ***Program Effectiveness***

- The District has an 21% redesignation rate for students in the ELD Program over the past three years. The goal is 20%.
- Seven new district teachers were hired for the 1998-1999 school year who possessed certification for second language instruction. Ten other district teachers were in the process of gaining this certification. There was a total of twenty-seven district teachers with certification for second language instruction.

## V. COMMUNITY AND FINANCIAL SUPPORT

### Community Involvement

Number of volunteer hours: 15,000

#### *Faculty/Community Organizations and Programs:*

- Parent Teacher Association (PTA)
- School Site Council (SSC) meetings.
- “Adopt a School”
- “Challenge 2000”
- Family counseling
- America Reads
- Junior Achievement
- CFIER Training

#### *Communications:*

- Monthly newsletter: “*Centraletter*”
- Room mothers
- “Notes and Quotes” (weekly principal letter to teachers)
- Tuesday (Information) Envelope (Home)
- School web site: [www.belmont.gov/educ/central/](http://www.belmont.gov/educ/central/)

#### *Parental Involvement:*

- Classroom field trips
- Music for Minors
- Computer education
- Classroom supplies
- Red Ribbon Week
- 5th grade graduation party
- Hot Lunch Program
- Disaster Prep. Committee
- Winter Craft Fair
- Child Safety
- Discovery Day
- Parent education
- Non-A-Thon fund raiser
- SCRIP fund raiser
- Monetary gifts
- Multi Cultural Committee

#### *Other Local Community Agencies*

- Belmont Public Library
- Belmont Rotary
- San Mateo County Arts Council
- Peninsula Humane Society
- Belmont Police Dept. (Dare)
- South County Fire Dept.
- “After School” (child care)

## Financial Information

The Belmont-Redwood Shores School District had an operating budget of just over \$14.5 million in 1998-1999. It was just under \$12.5 million in 1997-98.

### Revenue Sources

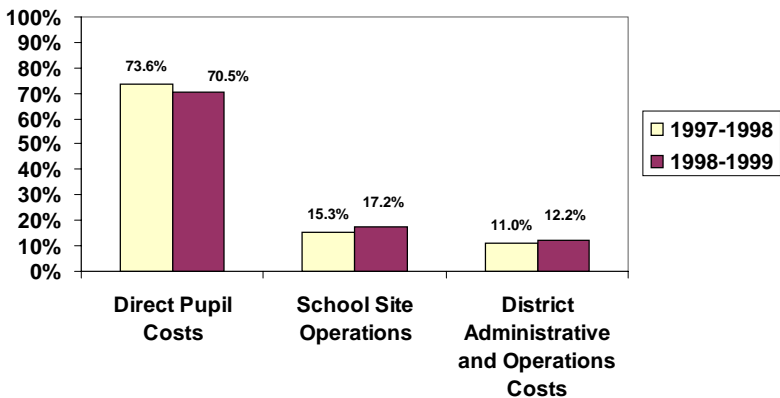
The District is a Basic Aid District, thus our largest source of revenue is from local property taxes.

	1998-1999	1997-1998
• Revenue Limit Sources (property taxes)	\$10,402,326	\$8,984,780
• Federal Revenues	\$169,873	\$138,749
• State Revenues	\$2,869,294	\$2,401,979
• Local Revenues	\$669,983	\$527,827

### Breakdown of Per Pupil Costs

Our per pupil costs were **\$5756** for 1998-1999 and \$5,216 for 1997-1998. These costs are illustrated in the chart below as a percentage of the total budget. Three general areas are described in the chart:

- Direct pupil costs include salaries, books, supplies and equipment for the classroom (\$4059 per student);
- School site maintenance and operation costs (\$992); and
- Prorated district administrative costs include technology, instructional support, and retiree benefits (\$704).



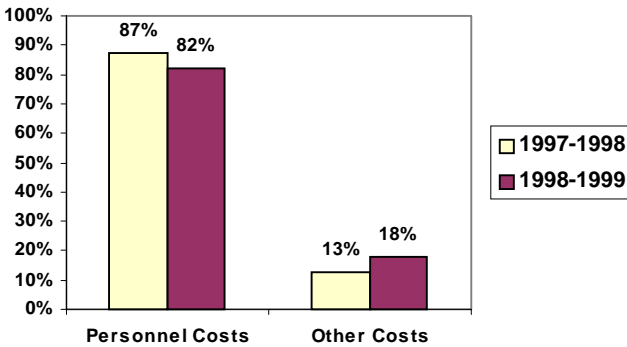
## *Breakdown of Personnel and Other Costs*

The District expenses can be broken down into personnel and other costs:

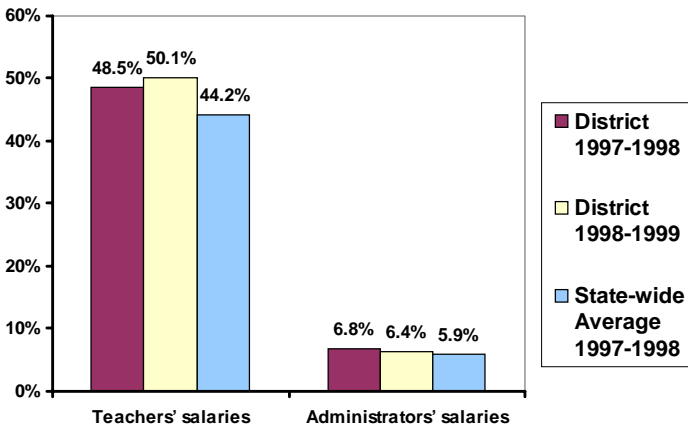
- Personnel costs: teachers, administrators, maintenance workers and custodians, clerical support and classroom assistants.
- Other costs: books, in-service training, instructional and other supplies, equipment, utilities, repairs and transportation.

The District expenses for personnel costs in relation to the total budget are shown in the chart below:

### *Salary Comparisons*



The District salaries for teachers and administrators as a percentage of the total District budget are compared in the chart below to the statewide average percentage for districts of similar size to ours:



Dollar amounts for specific positions in the District are compared to the 1997-1998 statewide average below.

	<b>State Average 1997-1998</b>	<b>District 1997-1998    1998-1999</b>	
<b>Beginning Teacher's</b>			
Salary	\$29,028	\$34,566	\$35,119
Daily Rate	\$157	\$187	\$187
<b>Midrange Teacher's</b>			
Salary	\$44,874	\$50,466	\$51,273
Daily Rate	\$245	\$276	\$276
<b>Highest Teacher's</b>			
Salary	\$54,342	\$62,553	\$63,448
Daily Rate	\$297	\$342	\$341
<b>School Site Principal's</b>			
Salary	\$68,757	\$74,537	\$79,017
Daily Rate	\$334	\$362	\$384
<b>District Superintendent's</b>			
Salary	\$90,654	\$90,000	\$99,000
Daily Rate	\$407	\$404	\$444

## **VI. PLANNING FOR THE FUTURE**

### **Summary of Needs**

Within the next few years Central sees a need for:

- Increasing technology training for students and staff—through Challenge 2000, Family of Schools Project.
- Continuing to develop teachers on staff as subject matter and technology experts.
- Refining integration of subject matter.
- Increasing higher level thinking and problem solving opportunities.
- Refining the process of mainstreaming of special education students wherein these students achieve success in the least restrictive environment - the regular classroom.
- Studying the changing needs of students and how to adapt the curriculum and instruction to meet these challenges.

### **Recommendations for Improvement**

Central School has planned a number of activities to prepare students for the future:

- Staff will be collecting and studying data about student work to plot a trajectory for future teaching and learning.
- Staff will train to more fully use the technology available to us to improve learning in students.
- Project Based learning will be utilized to bring a cross curricular, multimedia approach to student work.
- After school programs will be developed to address the needs of learners.
- The greater community will be tapped for expertise to share in classrooms.

## **APPENDIX A. RESOURCES FOR PARENTS**

Parent education presentations will continue through staff and Parent Teacher Association activities. The relationship with Family and Community Enrichment Services, Inc. to provide family counseling for Central families will continue. Communication with parents through a handbook, flyers, newsletters and the school web site will be maintained. Parents are encouraged to visit classrooms, attend assemblies, participate in PTA and fill volunteer positions in order to be involved in the Central School Family.

Additional resources available for parents include:

**Alateen (& Al-Anon) Mid Peninsula Information 650/592-7935**

720 El Camino Real, Belmont, CA 94002

Call for dates and times. Support group for teenage children of alcoholics. Drop-ins welcome.

**Catholic Charities 650/579-0277**

600 Columbia Drive, San Mateo, CA.

**Child Care Coordinating Council 650/696-8787**

1838 El Camino Real, Burlingame, CA

**Children's Protective Services 650/595-7922**

400 Harbor Blvd., Belmont, CA

**Family and Community Enrichment Services, Inc. 650/591-9623**

210 Industrial Way, Belmont, CA 94402

Serves Belmont area with individual and family counseling services.

**Family Stress Service of San Mateo County 650/368-6655**

1860 El Camino Real, Burlingame, CA

Offers 24-hour hotline, crisis intervention, drop-in and outreach services for families and individuals within families experiencing violent abuse, communication problems, and difficulties with parent/child relationships.

**Grandparents Raising Grandchildren 650/342-5216**

Peninsula YMCA, 1710 S. Amphlett Blvd. #216  
San Mateo, CA 94403

Family support for grandparents and their grandchildren  
(ages 5-13).

**Jewish Family and Children's Services 650/591-8991**

490 El Camino Real, Belmont, CA

**Parental Stress Hotline 650/327-3333**

24-hour hotline. Teenagers may also call.

**Parents' Educational Resource Center 650/572-9161**

1730 Amphlett Blvd., Suite 130 San Mateo, CA.

The Parents' Educational Resource Center (PERC) is a  
nonprofit organization that helps parents who have children  
with learning disabilities.

**Peninsula Resource Center 650/696-1255**

520 El Camino Real, San Mateo, CA

**Mills-Peninsula Health Services Community Ed. 650/696-5400**

1783 El Camino Real, Burlingame, CA

Mental health center has several drop-in groups, including  
parent groups for grief and loss counseling and single  
parenting.

**Poison Control Center 1-800-876-4766; 1-800-972-3323 (TDD)**

**Suicide Prevention & Crisis Center 650/368-6655**

1860 El Camino Real, Burlingame, CA

**Teen Helpline/24 hour calls 1-800-877-7675; also 650/327-8336**

**Toughlove-San Mateo Parents Support Group 650/327-3333**

Parent support group practicing the Toughlove Program.  
Meets weekly. Contact school for specific details.

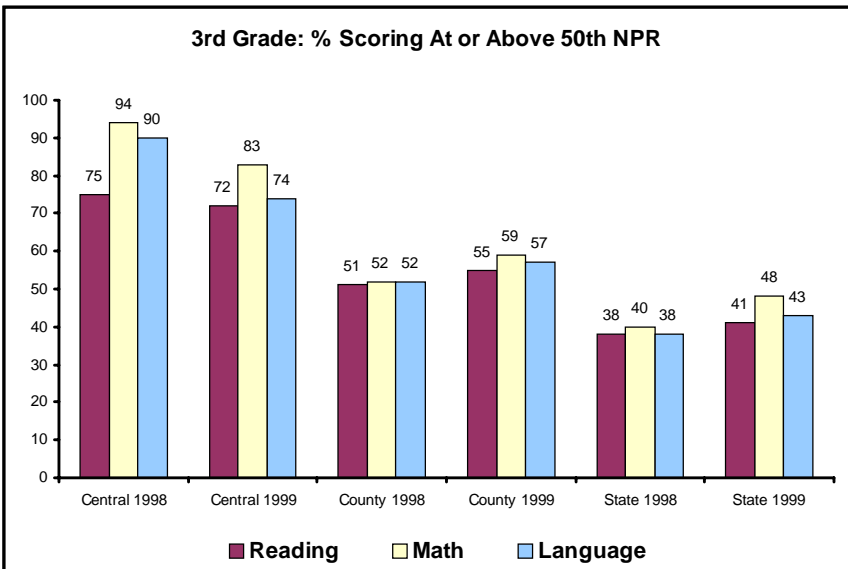
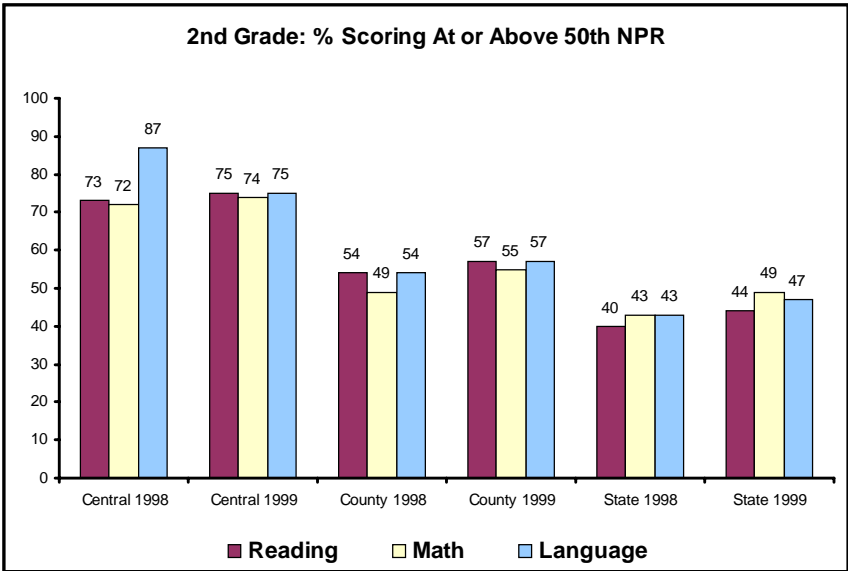
## **APPENDIX B. EDUCATION ABBREVIATIONS**

ADA	Average Daily Attendance
BFA	Belmont Faculty Association
CBEDS	California Basic Education Data System
CBEST	California Basic Education Skills Test
CLAS	California Learning Assessment System
CSBA	California School Boards Association
CSEA	California School Employees Association
CTA	California Teachers Association
ELD	English Language Development
FTE	Full-Time Equivalent
GATE	Gifted and Talented Education
IEP	Individualized Education Program
LEP	Limited English Proficient
PTA	Parent Teacher Association
PQR	Program Quality Review
PL94-142	Public Law 94-142 Education for All Handicapped Children Act
RSP	Resource Specialist Program
SARC	School Accountability Report Card
SIP	School Improvement Program
SDC	Special Day Class
SDE	State Department of Education
SSC	School Site Council
STAR	Standardized Testing and Reporting

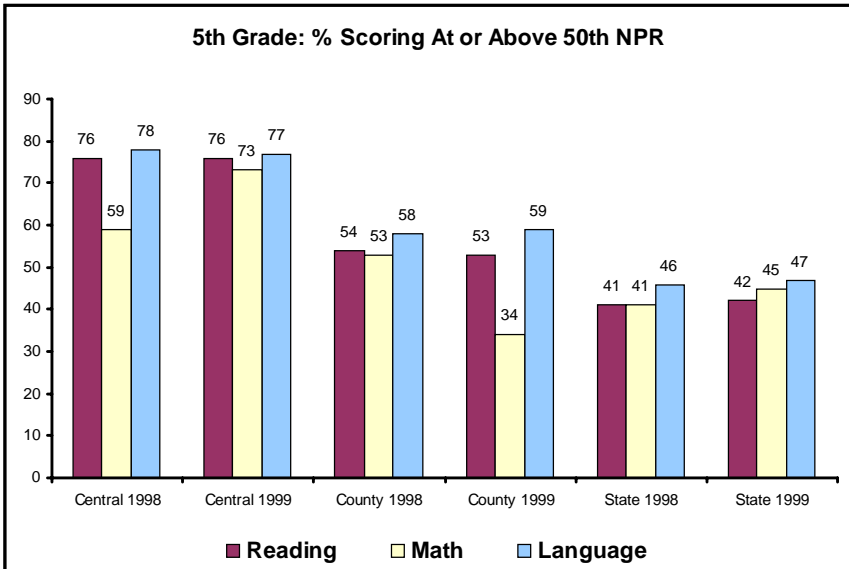
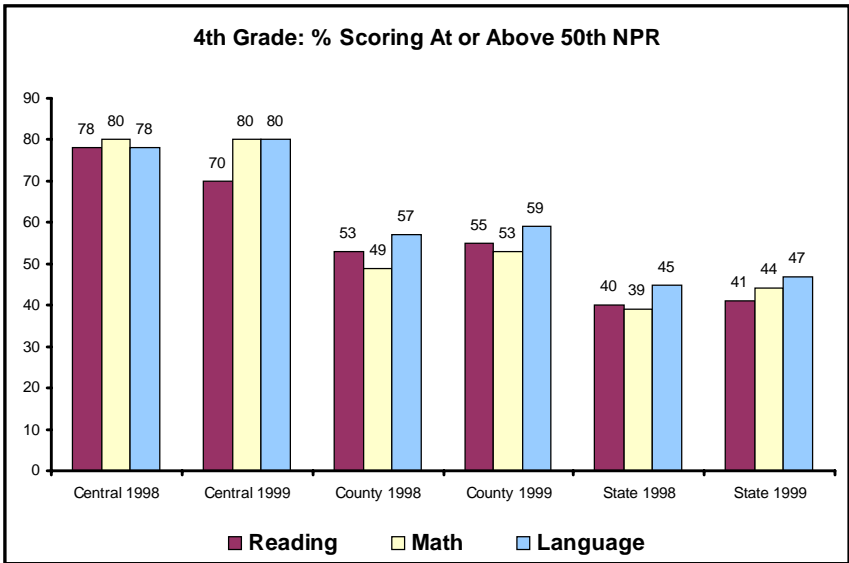
## APPENDIX C. STAR REPORT SUMMARY CHARTS

### Comparison by Area (School, County, State)

The number of students tested affects changes in test results. **Year-to-year variation is greater for small numbers of students than for large numbers of students**, so small changes at the state level are more likely to be "real" than are the same changes for schools or small districts.



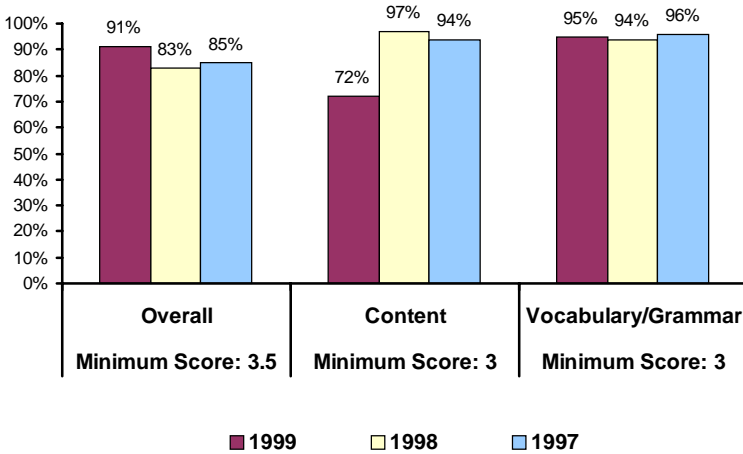
## Comparison by Area (School, County, State)



## APPENDIX D. CTB WRITING ASSESSMENT RESULTS

Results for different school years are based on scores of different student groups (classes). Results include scores of students enrolled in District for less than one year. These trends cannot be used to conclude the presence or absence of student growth from one year to the next. Students scoring below the minimum level are encouraged to attend summer school and/or are provided with an education plan to help them achieve the minimum level of proficiency.

**% of 4th Graders Scoring At or Above Minimum Standard**



**CTB Writing Assessment: Overall**

