

*Annual Report*  
*1997-1998 School Year*

**SANDPIPER  
ELEMENTARY  
SCHOOL**

*Cherie Ho, Principal*

**801 Redwood Shores Parkway  
Redwood City, CA 94065  
(650) 631-5510**

*Staff, Parents and Students  
Emphasizing Excellence*

Belmont-Redwood Shores Elementary School District  
November, 1998

---

Belmont-Redwood Shores Elementary School District  
**2960 Hallmark Drive,**  
**Belmont, CA 94002**  
**(650) 637-4800**

Governing Board

**Karen Clancy, *President***  
**Francesca Karpel, *Vice President***  
**Catherine Bonnar**  
**Margey Estell**  
**Nancy Gisko**

District Office

**Anne Campbell, *Superintendent***  
**Kay Pacheco, *Associate Superintendent for Curriculum,***  
***Personnel, and Student Services***  
**Jeff Keuscher, *Director Business Services and Operations***  
**John Eaves, *Supervisor of Maintenance and Operations***

**School Site Council**

<i>Principal</i>	Cherie Ho
<i>Staff</i>	Lynn Bjorkquist Sheri Sitkoff Maureen Coquillard
<i>Parents</i>	Lynn Carteris Cyndee Milam Nancy Mudd Karen Hall Lynne McDonald

## PREFACE

The Belmont-Redwood Shores School District Board of Trustees is proud to issue the **Annual Report for Sandpiper School**. This report is designed to communicate to parents and the community the progress of our students and a description of the programs, activities, statistical and fiscal information for Sandpiper School.

In 1998, the District developed a new Futures Plan that outlined a vision for the future of our schools. This Plan was developed through district-wide town hall meetings involving parents and staff. Our Futures Plan is based on our District's Vision statement.

## VISION STATEMENT

Education is more than a direction or a destination; it is a process which recognizes, enhances, and celebrates individual accomplishments.

Belmont-Redwood Shores School District, in the breadth of its curricula and variety of its approaches to facilitate learning, provides an environment which nurtures and stimulates the intelligence, insight, and natural curiosity of all individuals.

Our learning community promotes and advances the intellectual, physical, social, and moral development of students in becoming responsible, contributing citizens. Students learn to work and live together constructively by respecting, honoring, and appreciating the uniqueness in themselves and others.

As we strive to implement our vision to provide a challenging and comprehensive educational program for our students, the foundation of our program is the Belmont-Redwood Shores School District Mission Statement.

## MISSION STATEMENT

The mission of the Belmont-Redwood Shores School District is to promote and advance the intellectual, social, physical and moral development of all students to become responsible, contributing citizens by:

- teaching basic academic skills and their application
- setting high academic standards that inspire students to excel and succeed
- providing a challenging, comprehensive and integrated curriculum that enhances critical and creative thinking
- developing adaptability, cooperation, honesty, respect and responsibility
- creating a safe and nurturing environment
- building alliances that foster shared responsibility among home, school and community
- valuing each child as a capable and unique individual

Karen Clancy, President  
Board of Trustees

Anne Campbell  
Superintendent

## TABLE OF CONTENTS

<b>PREFACE</b> .....	<b>3</b>
<b>VISION STATEMENT</b> .....	<b>3</b>
<b>MISSION STATEMENT</b> .....	<b>4</b>
<b>INTRODUCTION</b> .....	<b>7</b>
<b>I. SCHOOL PROFILE</b> .....	<b>8</b>
<b>Mission and Goals</b> .....	<b>8</b>
<b>The School Community</b> .....	<b>8</b>
<b>Student Profile</b> .....	<b>9</b>
<b>Staff Profile</b> .....	<b>10</b>
<b>II. INSTRUCTIONAL PROGRAM</b> .....	<b>11</b>
<b>The Learning Environment</b> .....	<b>11</b>
Attendance .....	11
<b>Instructional Staff</b> .....	<b>12</b>
School Site Leadership .....	12
Instructional Staff Qualifications .....	12
Student/Teacher Ratio .....	12
Professional Development .....	13
Evaluation of Staff .....	13
<b>Curriculum and Instruction</b> .....	<b>14</b>
Instructional Minutes .....	14
Course of Study .....	14
Instruction and Support for Special Needs .....	14
Classroom Textbooks and Materials .....	16
<b>III. SCHOOL OPERATIONS</b> .....	<b>17</b>
<b>Facilities</b> .....	<b>17</b>
<b>Safety</b> .....	<b>17</b>
<b>IV. SCHOOL AND STUDENT ACHIEVEMENT</b> .....	<b>18</b>
<b>Program Effectiveness</b> .....	<b>18</b>
<b>Student Achievement</b> .....	<b>19</b>

Standardized Tests .....	19
Developmental Assessment .....	20
Authentic Assessment .....	20
Performance Assessment .....	20
Progress Reports .....	21
<b>English Language Development Program .....</b>	<b>21</b>
Student Performance .....	21
Program Effectiveness .....	22
<b>V. COMMUNITY AND FINANCIAL SUPPORT .....</b>	<b>23</b>
<b>Community Involvement .....</b>	<b>23</b>
<b>Financial Information .....</b>	<b>24</b>
Revenue Sources .....	24
Breakdown of Per Pupil Costs .....	24
Breakdown of Personnel and Other Costs .....	25
Salary Comparisons .....	25
<b>VI. PLANNING FOR THE FUTURE .....</b>	<b>27</b>
<b>Summary of Needs .....</b>	<b>27</b>
<b>Recommendations for Improvement .....</b>	<b>27</b>
<b>APPENDIX A. RESOURCES FOR PARENTS .....</b>	<b>28</b>
<b>APPENDIX B. EDUCATION ABBREVIATIONS .....</b>	<b>30</b>
<b>APPENDIX C. SANDPIPER PHOTOS .....</b>	<b>31</b>
<b>Ground Breaking Ceremony .....</b>	<b>31</b>
<b>Under Construction .....</b>	<b>31</b>
<b>Sandpiper .....</b>	<b>32</b>
<b>Under Construction .....</b>	<b>32</b>

## INTRODUCTION

California law requires that each school annually assess various school conditions, which have been organized into the following six categories:

- I. School Profile
- II. Instructional Program
- III. School Operations
- IV. School and Student Achievement
- V. Community and Financial Support
- VI. Planning for the Future

This Annual Report communicates the close cooperation between the home and school that is essential to promote the best learning environment for all children. The focus of the report is to provide you with information about our school, our resources, strengths and the areas in which we are continuing to develop.

We encourage you to read this Annual Report and share it with others. We sincerely hope this report makes you feel proud to have a student at this school. If you desire additional information, please feel free to visit or contact the school office.

Sincerely,  
Cherie Ho, *Principal*  
650/631-5510  
[cho@belmont.k12.ca.us](mailto:cho@belmont.k12.ca.us)

# **I. SCHOOL PROFILE**

## **Mission and Goals**

The mission of Sandpiper School is to create the finest learning environment for the collective body of students, teachers and parents. The school community embraces the pursuit of excellence in its curriculum, exposure to different cultures and its utilization of creative resources. Sandpiper seeks to embrace the breadth of learning provided in the programs of language arts, natural sciences, mathematics and logic, history/social sciences, visual/performing arts and health and physical education. The advancement of positive attitudes, civic responsibilities, and social conscience promote awareness of global communities and the impact of interdependence amongst groups.

All students attend to the interactive process of engaging activities that encourage citizenship, creativity, academic rigor, performance and discovery. These elements of learning produce critical thinkers who cooperatively work together in small groups and as individuals in acquiring knowledge at their highest potential. In addition, we encourage social interactions that advocate independence, confidence and a competitive spirit necessary for optimum learning.

## **The School Community**

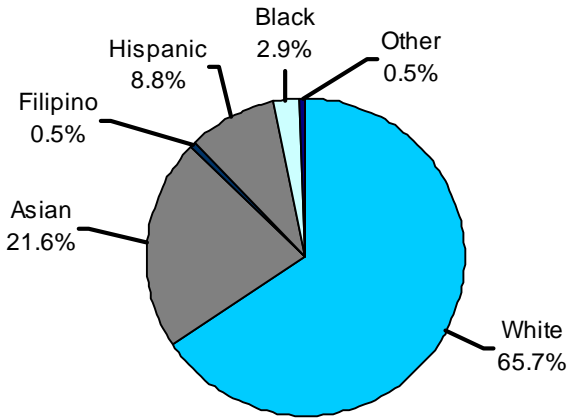
Sandpiper School, located in Redwood Shores (Redwood City) on the peninsula south of San Francisco, and east of Highway 101, is one of five elementary schools in the Belmont-Redwood Shores School District. It is the newest school, established in September 1997. Students are promoted to the 6th grade at Ralston Middle School, the only middle school in the District.

The Sandpiper School community consists of families for whom education is a priority. The school is the hub of the community for many of these parents. Families enthusiastically support the Parent

Teacher Association, School Site Council and countless volunteer activities and projects.

### Student Profile

The total enrollment is 204 students. The number of male and female students is approximately equal. The following chart shows the ethnic make-up of the school:



The percent of students receiving special instruction is noted below:

- Limited English Proficiency (3%)
- Gifted & Talented (3%)
- Special Education (6%)

## Staff Profile

The regular school staff consists of seventeen full-time classroom teachers, one school secretary, one library media specialist, two custodians, and one principal. The support staff includes:

Band/String/Vocal/Music Teacher	2.0 days per week
English Language Development (ELD) Assistant	1.0 day per week
English Language Development (ELD) Teacher	1.0 day per week
Family Counselor	1.0 day per week
Gifted and Talented Education (GATE) Teacher	0.5 days per week
PE Teacher (4th and 5th Grade)	1.0 day per week
Psychologist	1.0 day per week
Resource Specialist Program Teacher	2.5 days per week
Reading Teacher	8-10 weeks per school year
School Nurse (District Nurse)	(on call)
Speech & Language Specialist	1.0 day per week

## **II. INSTRUCTIONAL PROGRAM**

### **The Learning Environment**

Sandpiper School is a cluster of enhanced modular buildings that depict the ambience of a Nantucket village. Classrooms surround the village green where an outside stage highlights performance activities. The community center is located next to the square where a kitchen, multipurpose room and five conference rooms are provided for instruction during the day. The play fields are situated along the lagoon for student access during school hours, and for community use after school.

Students are encouraged to keep a safe and clean learning environment through recycling and gardening efforts that enhance their learning space. Rules for play and safety are posted in each classroom and PTA supports programs such as Red Ribbon Week, Bike Safety, Fire Prevention, and the Drug Awareness and Resistance Education (DARE) Program.

The Sandpiper School Community takes pride in their new school, maintaining a strong commitment to support the educational process within the classrooms and keeping the facilities safe and inviting for all who attend.

### ***Attendance***

Absences are checked daily by phoning parents the first day a child is absent. Unexcused absences are monitored to observe long range trends. Promptness is encouraged in our students: parents are notified when children have been tardy several times.

Last year our attendance rate was 96.5%.

## **Instructional Staff**

### ***School Site Leadership***

The School Site Council, comprised of parents and teachers, works together to create the vision and establish goals for the school. Monthly meetings are held to discuss curriculum and programs that benefit the learning community. This advisory council writes the School Improvement Plan, establishes resources for staff development, and approves school programs.

### ***Instructional Staff Qualifications***

All teachers are credentialed by the State of California. All Sandpiper teachers have completed graduate work.

All substitutes used by Sandpiper School have passed a qualifying examination administered by the State of California. When a teacher is absent from class, a qualified substitute teacher teaches the class. If a substitute is not available, the class is taught by a credentialed district administrator or a teacher without a regular class assignment. Last year, teachers averaged about 1.6 days of absence per month. This included illness, in-service training, and other leaves.

### ***Student/Teacher Ratio***

K - 3 classrooms have a maximum class size of 20 students. 4th through 5th grades are staffed at a ratio of 25.5 to 1. With rare exceptions, classes do not exceed 28 students in grades 4 and 5.

Through SIP funds, instructional assistants were provided for some classrooms. Further assistance is provided by parent volunteers in the classroom. They help with small group and individual instruction in various content areas.

## ***Professional Development***

Staff development activities are determined through a process which begins with the staff identifying needs that are related to the goals identified in the School Improvement Plan. District-wide needs identified through the “Futures” planning process are also incorporated into the plans for staff development. The calendar and topics for staff development conducted on non-student days are identified in the School Improvement Plan each year. Sandpiper School’s teachers participate in one day of staff development before the students return to school. Five additional staff development days were conducted during the school year and two non-student days were devoted to parent conferences.

During these staff development days, teachers received training in:

- a. English Language Arts
- b. Mathematics
- c. Grade Level Teaming
- d. Curriculum Planning for the Year
- e. Program Quality Review
- f. Curriculum and Instructional Practices
- g. Family of Schools Standards and Assessment

Individual staff members also participated in additional workshops and training in these areas.

## ***Evaluation of Staff***

Formal evaluations are done at least once each year for new probationary staff and every other year for permanent staff.

Formal evaluations include an initial conference with the administrator, observations of the teacher in the classroom, and a final evaluation conference. Progress towards meeting District standards for teaching is monitored by both the teacher and the principal.

## Curriculum and Instruction

### *Instructional Minutes*

The total number of instructional minutes offered in the school year for each grade met or exceeded the state requirements for public schools in California.

#### **Instructional Minutes Chart**

<b><u>Grade</u></b>	<b><u>Sandpiper</u></b>	<b><u>State Requirements</u></b>
Kindergarten	37,800	36,000
Grades 1-3	51,150	50,400
Grades 4-5	N/A	54,000

The school held 38 minimum days. Four of the minimum days, for parent conferences, were conducted at the end of the Fall and Spring Progress Report periods.

### *Course of Study*

- English/Language Arts
- Mathematics
- Science
- History/Social Science
- Visual and Performing Arts
- Physical Education
- Health

### *Instruction and Support for Special Needs*

“Pull-out” programs for students with specialized needs have been scheduled in order to provide an in-depth program for all students.

Support for special needs of students begins with Student Study Teams who, meeting regularly, develop strategies to help students

become more successful in school. They coordinate school resources and services which include:

- Referral for Special Education Assessment
- English Language Development Program
- Gifted and Talented Education (GATE) Program
- Family Counselor services
- State SIP (School Improvement Program) funds
- Special Education programs
- School Psychologist services

## *Classroom Textbooks and Materials*

The District has adopted the following textbooks in accordance with State standards.

- Mathland (K-6)
- Harcourt Brace “Signatures” for English/Language Arts
- Houghton Mifflin for History/Social Science
- Silver Burdett Music Series
- Full Option Science System (FOSS)

The State and District provide regular classroom materials to support our program goals. Enrichment and supplemental materials are purchased through SIP funds and with the help of the Parent Teacher Association. Additionally, the PTA gives money directly to teachers to use for classroom enrichment.

Sandpiper School has one television set and VCR for every classroom. There are two scanners and one video camera for the school. An electronic projection system is available from the District Office and from the middle school. There is a wide variety of software, encyclopedia and reference CD ROMs at the school site, including KidPix®, HyperStudio®, Student Writing Center®, ClarisWorks®, Microsoft Works®, and Microsoft Office®.

The school library contains over 2,460 books.

### **III. SCHOOL OPERATIONS**

#### **Facilities**

Sandpiper School has 22 classrooms. This year 16 of the classrooms are used for regular instruction. One is used for music/science instruction and the other five are occupied for special needs, resource specialist, speech and language, counseling, county programs, English Language Development, and Gifted & Talented programs.

Our school has over 160 computers within the classrooms and in a computer lab. A special project with Microsoft Systems networks some of the computer workstations to our own server. The lab is used for direct instruction of applications for all students and staff with 20 workstations available.

Sandpiper Community Center provides child care services through a private agency. Before and after school care provides supervision for students in K-5 five days per week as well as all day for district in-service days and some holidays.

Our school district and the city of Redwood City share the community center facilities located on site. The multiuse room and conference rooms are available to the school during the day and the rooms available for Park and Recreation Programs after school and into the evenings.

In September 1998 every teacher in the District will have a computer for both instruction and classroom management.

#### **Safety**

We have a plan for attending to civil defense emergencies, i.e., fire, earthquakes, and handling of toxic substances in the classroom. Drills are held on a regular basis for fire and earthquake safety.

## **IV. SCHOOL AND STUDENT ACHIEVEMENT**

### **Program Effectiveness**

Program effectiveness at Sandpiper is monitored in several ways. The School Site Council looks at the School Improvement Plan and monitors progress toward the goals set in that plan. The staff examines test data, student work, and observes classrooms by grade level as well as school-wide to look for areas that need improvement efforts. The school staff sets goals for increasing the quality of student learning annually. These goals are presented to the Board of Trustees in the fall. The results are reviewed at the end of the school year.

As part of the Belmont-Redwood Shores Futures Plan, the district is developing performance standards to increase student learning and insure a rigorous academic program.

Sandpiper School established its School Site Council in 1997-1998. Staff and parents wrote the School Improvement Plan to identify school wide needs and acknowledge programs that were implemented.

A questionnaire was distributed to parents and families at the end of the school year to assess the quality of educational programs provided. Fifty families rated the school at above average or excellent in curriculum and extended programs.

Our vision was to establish more opportunities for the visual performing arts, technology and a comprehensive physical education program. Those programs are being supported by school improvement funds.

Lessons, designed to meet the needs of special education, ELD and GATE students, are being used in the Language Arts program at all grade levels. Integration of RSP and ELD services into regular classrooms is ongoing and developing through collaborative efforts with the regular classroom teachers.

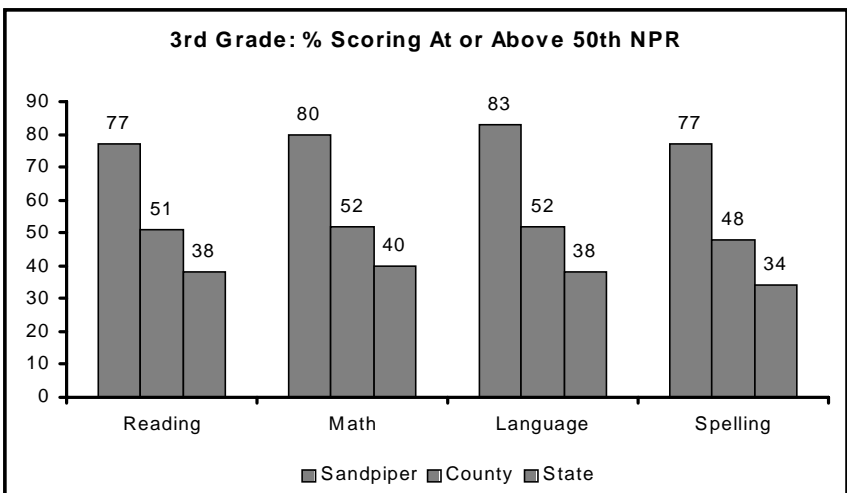
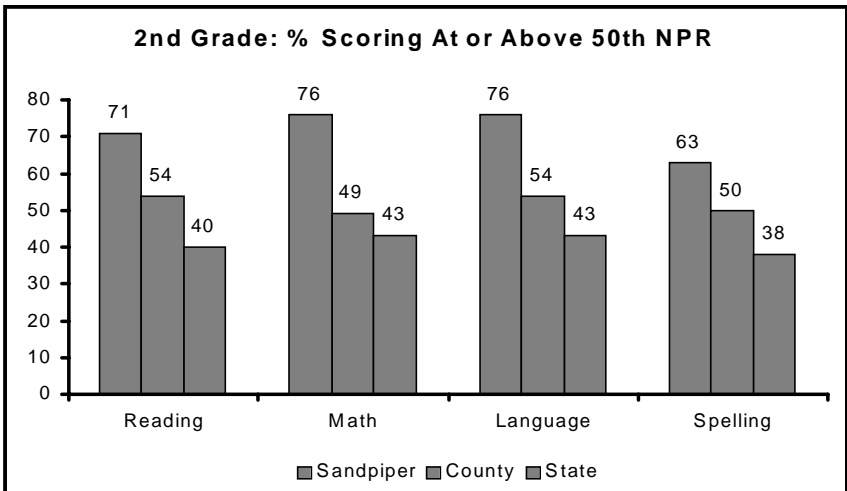
---

## Student Achievement

Many approaches are used to examine and report on student achievement to parents.

### *Standardized Tests*

All students in grades 2-5 took a basic battery of tests using the Stanford Achievement Test 9. The results of this test can be used to compare our students with a national group of students. The latest results shown for each grade level.



In 1997-1998, Sandpiper had grades K-3 only, so there are no test results for grades 4-5.

Sandpiper became a K-5 school for the 1998-1999 school year and will administer the tests for grades 2 through 5 in the spring of 1999.

### ***Developmental Assessment***

Information about a student's stage of development in several functional areas is reported. Developmental scales are frequently used to describe these stages. This kind of assessment is usually done in the primary grades and is reported to parents during conference sessions scheduled periodically during the year.

### ***Authentic Assessment***

Tasks relevant to classroom learning are assigned to students with the results collected in a portfolio. Comparing progress from the first time a student performs the task to a sample done after many practices becomes the measure of achievement. Portfolios may be available in several subject areas in a student's classroom depending on the grade level of the student.

### ***Performance Assessment***

This method uses work samples of assignments students receive in the classroom to examine achievement. The work sample is compared to a set of guidelines and a set of performance standards that have been developed by teachers and students. In May, 1994, the District began to use the CTB Writing Assessment System to measure writing performance of fourth grade students. A six point scale was used to measure overall writing performance; a four point scale was used to measure content and vocabulary/grammar. Sandpiper did not have Fourth Grade in the 1997-1998 school year; the CTB measure will be done in the spring of 1999.

### ***Progress Reports***

A narrative description of student progress in specified identified behaviors and skills was provided for grades K-2. This progress report focuses on both Social Responsibility and Intellectual Development. Grades for student achievement and effort, as well as narrative statements, were provided at 3rd grade. The Progress Report was provided to parents twice during the year in a conference format. A third report was sent home at the end of the year.

### **English Language Development Program**

This program provides services for foreign students who need to learn English.

### ***Student Performance***

- 71% of Non-English Proficient (NEP) and Limited English Proficient (LEP) students receiving services in the English Language Development (ELD) Program during 1997-1998 made adequate growth in English Language acquisition as measured by testing and teacher observation. The goal is 75%.
- 79% of Fluent English Proficient (FEP) and Redesignated Fluent English Proficient (R-FEP) students in grades K-3 were determined to be within the average range for language arts skills for their grade level as measured by teacher observation. The goal is 75%.
- 83% of FEP and R-FEP students in grades 4-8 maintained a C average in their core curriculum classes as measured by report cards and teacher observation. The goal is 75%.
- 83% of NEP, LEP, FEP, and R-FEP students receiving Special Education services made acceptable progress in attaining their IEP goals.

### *Program Effectiveness*

- The District has an 18% redesignation rate for students in the ELD Program over the past three years. The goal is 20%.
- Eight new teachers were hired for the 1997-1998 school year who possessed certification for second language instruction. Twelve other district teachers were in the process of gaining this certification.

## V. COMMUNITY AND FINANCIAL SUPPORT

### Community Involvement

Number of volunteer hours: 12,000

#### *Faculty/Community Organizations and Programs:*

- Parent Teacher Association (PTA)
- School Site Council (SSC) meetings.
- “Adopt a School”
- Family counseling

#### *Communications:*

- Monthly newsletter: “Sandpiper Post”
- Room mothers
- Trends and Traditions
- School web site: [www.belmont.gov/educ/sandpiper/](http://www.belmont.gov/educ/sandpiper/)
- Great Schools Project web site
- Classroom News

#### *Parental Involvement:*

- Classroom field trips
- Kollage Art
- Computer education
- Classroom supplies
- Red Ribbon Week
- Project Self-Esteem
- Fun Food Lunch
- Non-A-Thon fund raiser
- Parent education
- Adopt-A-Book
- Monetary gifts and donations
- Book Fair
- Assemblies
- Multicultural Faire

#### *Other Local Community Agencies*

- Belmont Public Library
- Belmont Rotary
- Kollage for the Community Arts
- Peninsula Humane Society
- Redwood City Police Dept.
- Redwood City Fire Dept.
- Redwood City Parks and Recreation Department
- Family and Community Enrichment Services (FACES)

## Financial Information

The Belmont-Redwood Shores School District had an operating budget of just under \$12.5 million in 1997-98.

### *Revenue Sources*

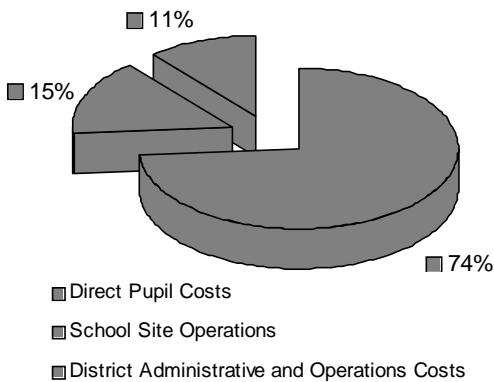
The District is a Basic Aid District, thus our largest source of revenue is from local property taxes.

- Revenue Limit Sources \$8,984,780 (property taxes)
- Federal Revenues \$138,749
- State Revenues \$2,401,979
- Local Revenues \$527,827

### *Breakdown of Per Pupil Costs*

Our per pupil costs were **\$5,216** for the last school year. These costs are illustrated in the chart below. Three general areas are described in the chart:

- Direct pupil costs include salaries, books, supplies and equipment for the classroom (\$3,842 per student);
- School site maintenance and operation costs (\$800); and
- Prorated district administrative costs include technology, instructional support, and retiree benefits (\$575).

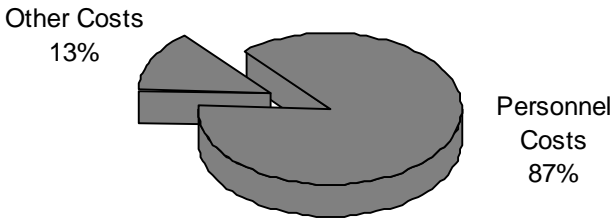


## ***Breakdown of Personnel and Other Costs***

The District expenses can be broken down into personnel and other costs:

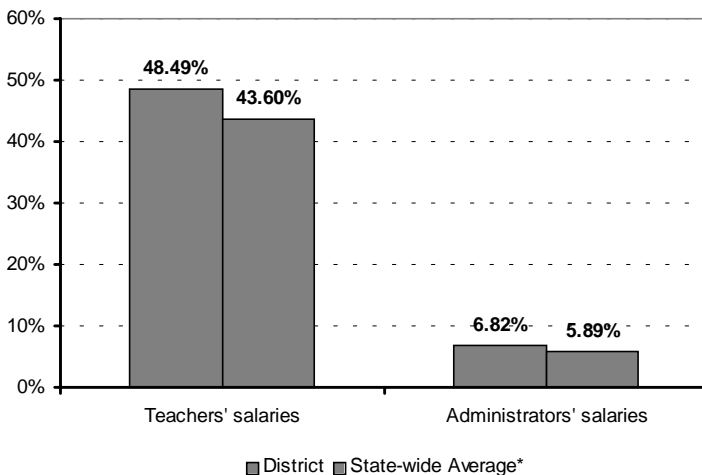
- Personnel costs: teachers, administrators, maintenance workers and custodians, clerical support and classroom assistants.
- Other costs: books, in-service training, instructional and other supplies, equipment, utilities, repairs and transportation.

The District expenses for personnel costs in relation to the total budget are shown in the chart below:



## ***Salary Comparisons***

The District salaries for teachers and administrators as a percentage of the total District budget are compared in the chart below to the statewide average percentage for districts of similar size to ours:



\*In districts of similar size to Belmont-Redwood Shores for the 1996-1997 school year.

Dollar amounts for specific positions in the District are compared to the statewide average below. These figures are compared for the 1996-97 school year.

	<b>State Average</b>	<b>District</b>
<b>Beginning Teacher's</b>		
Salary	\$27,732	\$28,739
Daily Rate	\$151	\$157
<b>Midrange Teacher's</b>		
Salary	\$43,005	\$46,628
Daily Rate	\$235	\$255
<b>Highest Teacher's</b>		
Salary	\$51,497	\$57,508
Daily Rate	\$281	\$314
<b>School Site Principal's</b>		
Salary	\$65,700	\$69,080
Daily Rate	\$319	\$335
<b>District Superintendent's</b>		
Salary	\$86,764	\$101,786
Daily Rate	\$389	\$456

## **VI. PLANNING FOR THE FUTURE**

### **Summary of Needs**

Within the next few years Sandpiper sees a need for:

- Increasing technology training for students and staff—through our pilot project with Microsoft and district support.
- Continuing to develop teachers on staff as subject matter and technology experts.
- Refining integration of subject matter.
- Increasing higher level thinking and problem solving opportunities.
- Refining the process of mainstreaming of special education students wherein these students achieve success in the least restrictive environment - the regular classroom.
- Studying the changing needs of students and how to adapt the curriculum and instruction to meet these challenges.

### **Recommendations for Improvement**

- Facilities and Operations
  - Complete new library/media center
  - Complete playground space with courts and striping for games
- Curriculum and Instruction
  - Implement SPARKS physical education program
  - Implement “ASTRO” science program for 5th grade
  - Pilot technology project with Microsoft
  - Provide extended science instruction through Lawrence Hall of Science
  - Implement Project Self-Esteem through Grades 1-4
  - Involve Kollage Art artists in residence for music, dance, poetry and visual arts
  - Provide Outdoor Education, Instrumental music, GATE, DARE programs for 4th and 5th grade

## **APPENDIX A. RESOURCES FOR PARENTS**

Parent education presentations will continue through staff and Parent Teacher Association activities. The relationship with Family and Community Enrichment Services, Inc. to provide family counseling for Sandpiper families will continue. Communication with parents through flyers, newsletters and the school web site will be maintained. Parents are encouraged to visit classrooms, attend assemblies, participate in PTA and fill volunteer positions in order to be involved in the Sandpiper School Family.

Additional resources available for parents include:

### **Alateen (& Al-Anon) Mid Peninsula Information 592-7935**

720 El Camino Real, Belmont, CA 94002

Call for dates and times. Support group for teenage children of alcoholics. Drop-ins welcome.

### **Catholic Charities 579-0277**

600 Columbia Drive, San Mateo, CA.

### **Child Care Coordinating Council 696-8787**

1838 El Camino Real, Burlingame, CA

### **Children's Protective Services 595-7922**

400 Harbor Blvd., Belmont, CA

### **Family and Community Enrichment Services, Inc. 591-9623**

210 Industrial Way, Belmont, CA 94402

Serves Belmont area with individual and family counseling services.

### **Family Stress Service of San Mateo County 368-6655**

1860 El Camino Real, Burlingame, CA

Offers 24-hour hotline, crisis intervention, drop-in and outreach services for families and individuals within families experiencing violent abuse, communication problems, and difficulties with parent/child relationships.

**Grandparents Raising Grandchildren 342-5216**

Peninsula YMCA, 1710 S. Amphlett Blvd. #216

San Mateo, CA 94403

Family support for grandparents and their grandchildren  
(ages 5-13).

**Jewish Family and Children's Services 591-8991**

490 El Camino Real, Belmont, CA

**Parental Stress Hotline 327-3333**

24-hour hotline. Teenagers may also call.

**Parents' Educational Resource Center 572-9161**

1730 Amphlett Blvd., Suite 130 San Mateo, CA.

The Parents' Educational Resource Center (PERC) is a nonprofit organization that helps parents who have children with learning disabilities.

**Peninsula Resource Center 696-1255**

520 El Camino Real, San Mateo, CA

**Mills-Peninsula Health Services Community Education 696-5400**

1783 El Camino Real, Burlingame, CA

Mental health center has several drop-in groups, including parent groups for grief and loss counseling and single parenting.

**Poison Control Center 1-800-876-4766; 1-800-972-3323 (TDD)**

**Suicide Prevention & Crisis Center 368-6655**

1860 El Camino Real, Burlingame, CA

**Teen Helpline/24 hour calls 1-800-877-7675; also 327-8336**

**Toughlove-San Mateo Parents Support Group 327-3333**

Parent support group practicing the Toughlove Program.  
Meets weekly. Contact school for specific details.

## **APPENDIX B. EDUCATION ABBREVIATIONS**

ADA	Average Daily Attendance
BFA	Belmont Faculty Association
CBEDS	California Basic Education Data System
CBEST	California Basic Education Skills Test
CLAS	California Learning Assessment System
CSBA	California School Boards Association
CSEA	California School Employees Association
CTA	California Teachers Association
ELD	English Language Development
FTE	Full-Time Equivalent
GATE	Gifted and Talented Education
IEP	Individualized Education Program
LEP	Limited English Proficient
PTA	Parent Teacher Association
PQR	Program Quality Review
PL94-142	Public Law 94-142 Education for All Handicapped Children Act
RSP	Resource Specialist Program
SARC	School Accountability Report Card
SIP	School Improvement Program
SDC	Special Day Class
SDE	State Department of Education
SSC	School Site Council
STAR	Standardized Testing and Reporting

**APPENDIX C. SANDPIPER PHOTOS**

**Ground  
Breaking  
Ceremony**

February, 1997



**Under  
Construction**

Summer, 1997





**Under  
Construction**

Summer, 1997



**Sandpiper**  
Fall, 1998

